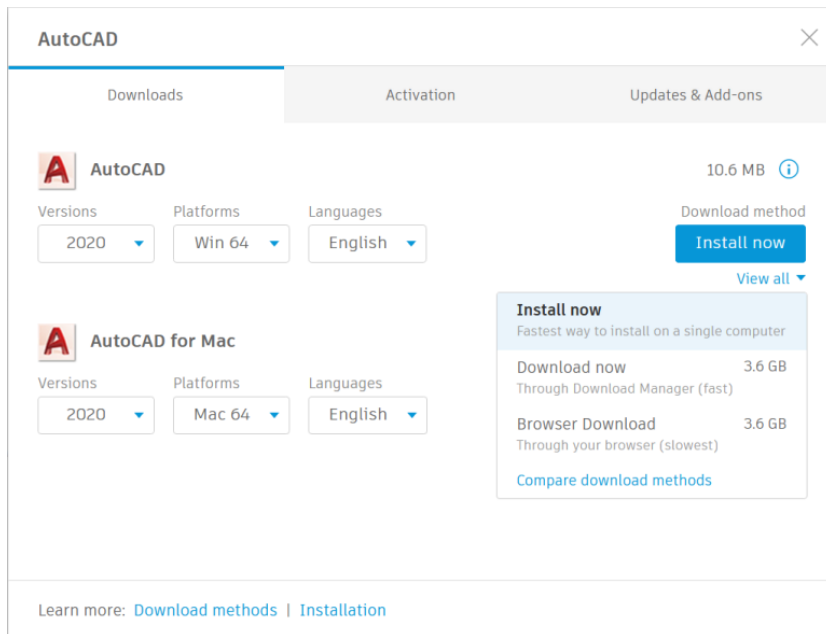


Autodesk AutoCAD 2020

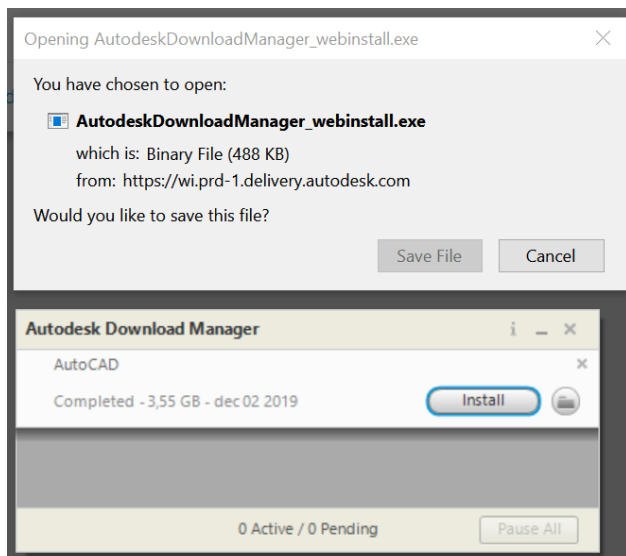
Last Modified on 05.14.26

Download from Autodesk Developer Network (ADN)

In ADN, choose 'Download now' or 'Browser Download'.

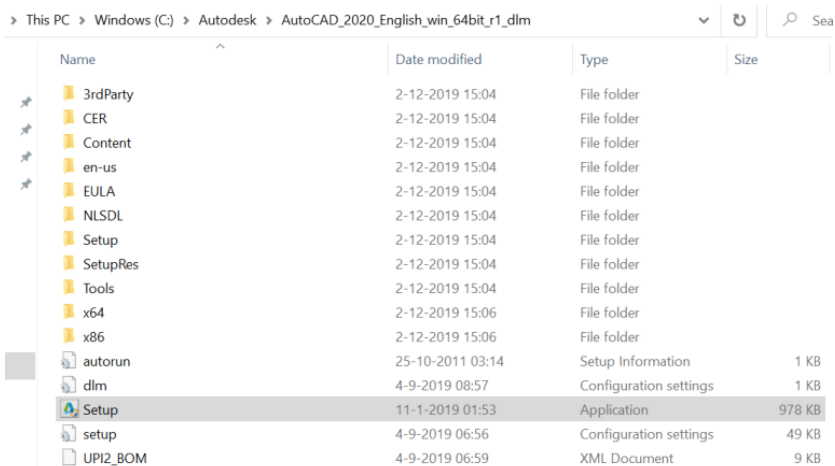


'Download now' uses the Autodesk Download Manager, a small executable which downloads all AutoCAD 2020 setup files from the Autodesk website to `C:\AutodeskAutoCAD_2020_English_win_64bit_r1_dlm`:



After clicking **Install**, you will see the Setup file listed in the `AutoCAD_2020_English_win_64bit_r1_dlm` folder.

Recast



Name	Date modified	Type	Size
3rdParty	2-12-2019 15:04	File folder	
CER	2-12-2019 15:04	File folder	
Content	2-12-2019 15:04	File folder	
en-us	2-12-2019 15:04	File folder	
EULA	2-12-2019 15:04	File folder	
NLSDL	2-12-2019 15:04	File folder	
Setup	2-12-2019 15:04	File folder	
SetupRes	2-12-2019 15:04	File folder	
Tools	2-12-2019 15:04	File folder	
x64	2-12-2019 15:06	File folder	
x86	2-12-2019 15:06	File folder	
autorun	25-10-2011 03:14	Setup Information	1 KB
d1m	4-9-2019 08:57	Configuration settings	1 KB
Setup	11-1-2019 01:53	Application	978 KB
setup	4-9-2019 06:56	Configuration settings	49 KB
UPI2_BOM	4-9-2019 06:59	XML Document	9 KB

Silent installation

You can silently install AutoCAD 2020 in two ways, as described below:

- Silent install via deployment
- Silent install of all prerequisites

Silent installation via deployment

An Administrative Image is a directory on a file share which contains all setup files and a set of scripts and configuration files which you can use to install AutoCAD unattended.

Start the Autodesk Download Manager and follow the steps below to create an administrative image.

On the intro page, click **Install**.

On the Configure AutoCAD2020 page, enable **Run installations in silent mode**.

On the License Agreement page, accept the License and Services Agreement.

On the Product Information page, select 'Autodesk ID' as the **License Access** type.

On the Configure AutoCAD2020 page, specify the Installation path and click **Create**.

Then you can install all prerequisites and Autodesk components in one go using the following commandline, available in SMS_SCCM scripts\AutoCAD2020_SCCM.txt:

```
.\Img\Setup.exe /W /q /I /I Img\AutoCAD2020.ini /language en-us
```

Silent installation of all prerequisites

If you want to install all the prerequisites and components separately, you have to install the following components:

Recast

.NET Framework Runtime 4.7

```
Img\3rdParty\dotNetFramework\47\dotNetFx47_Full_x86_x64.exe /q /norestart
```

Microsoft Visual C++ 2012 Redistributable (x86) Update 4

```
Img\3rdParty\x86\VCRedist\2012UPD4\vc_redist_x86.exe /install /quiet /norestart /log C:\Users\ADMINI~1\AppData\Local\Temp\vc_redist_x86_2012_UPD4.log
```

Microsoft Visual C++ 2012 Redistributable (x64) Update 4

```
Img\3rdParty\x64\VCRedist\2012UPD4\vc_redist_x64.exe /install /quiet /norestart /log C:\Users\ADMINI~1\AppData\Local\Temp\vc_redist_x64_2012_UPD4.log
```

Universal C Runtime (KB3118401)

```
Img\3rdParty\ucrt\AdUcrInstaller.exe /S
```

Microsoft Visual C++ 2017 Redistributable (x86)

```
Img\3rdParty\x86\VCRedist\2017\vc_redist_x86.exe /install /quiet /norestart /log C:\Users\ADMINI~1\AppData\Local\Temp\vc_redist_x86_2017.log
```

Microsoft Visual C++ 2017 Redistributable (x64)

```
Img\3rdParty\x64\VCRedist\2017\vc_redist_x64.exe /install /quiet /norestart /log C:\Users\ADMINI~1\AppData\Local\Temp\vc_redist_x64_2017.log
```

DirectX Runtime

```
Img\3rdParty\DirectX\DXSETUP.exe /silent
```

MSXML 6.0 Parser

```
Img\3rdParty\x64\msxml6\msxml6_x64.msi ADSK_EULA_STATUS=#1 MUILANG=en-us SETUP_PACKAGENAME="Autodesk® AutoCAD® 2020" SETUP_PACKAGECODE={28B89EEF-3001-0000-0002-CF3F3A09B77D} SETUP_UNINSTALLKEYS=1 SETUP_ISLANGUAGEPACK=0 SETUP_PRODUCTDEPENDENCIES=";;;;" PACKAGEUPI={A67710D5-98AE-4DD9-8EBE-2E12D3D0EA96} ADSK_SOURCE_ROOT="Img\" FILESINUSETEXT="" REBOOT=ReallySuppress ADSK_SETUP_EXE=1 /q
```

Autodesk products

Autodesk Material Library 2020

```
Img\Content\ADSKMaterials\2020\CM\MaterialLibrary2020.msi ADSK_EULA_STATUS=#1 MUILANG=en-us SETUP_PACKAGENAME="Autodesk® AutoCAD® 2020" SETUP_PACKAGECODE={28B89EEF-3001-0000-0002-CF3F3A09B77D} SETUP_UNINSTALLKEYS=1 SETUP_ISLANGUAGEPACK=0 SETUP_PRODUCTDEPENDENCIES=";;;;" PACKAGEUPI={A67710D5-98AE-4DD9-8EBE-2E12D3D0EA96} ADSK_SOURCE_ROOT="Img\" FILESINUSETEXT="" REBOOT=ReallySuppress ADSK_SETUP_EXE=1 /q
```

Recast

Autodesk Material Library Base Resolution Image Library 2020

```
Img\Content\ADSKMaterials\2020\ILB\BaselImageLibrary2020.msi ADSK_EULA_STATUS=#1 MUILANG=en-us SETUP_PACKAGENAME="Autodesk® AutoCAD® 2020" SETUP_PACKAGECODE={28B89EEF-3001-0000-0002-CF3F3A09B77D} SETUP_UNINSTALLKEYS=1 SETUP_ISLANGUAGEPACK=0 SETUP_PRODUCTDEPENDENCIES=";;;" PACKAGEUPI={A67710D5-98AE-4DD9-8EBE-2E12D3D0EA96} ADSK_SOURCE_ROOT="Img\" FILESINUSETEXT="" REBOOT=ReallySuppress ADSK_SETUP_EXE=1 /q
```

Autodesk Licensing

```
Img\x86\AdskLicensing\AdskLicensing-installer.exe --mode unattended --unattendedmodeui none
```

Autodesk Save to Web and Mobile

```
Img\x64\SaveToWebAndMobile\AutodeskSaveToWebAndMobile.msi ADSK_EULA_STATUS=#1 MUILANG=en-us SETUP_PACKAGENAME="Autodesk® AutoCAD® 2020" SETUP_PACKAGECODE={28B89EEF-3001-0000-0002-CF3F3A09B77D} SETUP_UNINSTALLKEYS=1 SETUP_ISLANGUAGEPACK=0 SETUP_PRODUCTDEPENDENCIES=";;;" PACKAGEUPI={A67710D5-98AE-4DD9-8EBE-2E12D3D0EA96} ADSK_SOURCE_ROOT="Img\" FILESINUSETEXT="" REBOOT=ReallySuppress ADSK_SETUP_EXE=1 /q
```

Autodesk Single Sign On Component

```
Img\x64\AdSSO\AdSSO.msi ADSK_EULA_STATUS=#1 MUILANG=en-us SETUP_PACKAGENAME="Autodesk® AutoCAD® 2020" SETUP_PACKAGECODE={28B89EEF-3001-0000-0002-CF3F3A09B77D} SETUP_UNINSTALLKEYS=1 SETUP_ISLANGUAGEPACK=0 SETUP_PRODUCTDEPENDENCIES=";;;" PACKAGEUPI={A67710D5-98AE-4DD9-8EBE-2E12D3D0EA96} ADSK_SOURCE_ROOT="Img\" FILESINUSETEXT="" REBOOT=ReallySuppress ADSK_SETUP_EXE=1 /q
```

AutoCAD 2020

```
Img\x64\acad\acad.msi TRANSFORMS="Img\x64\acad\acad-AutoCAD2020.mst" ADSK_EULA_STATUS=#1 ADSK_SOURCE_ROOT="Img\" FILESINUSETEXT="" REBOOT=ReallySuppress ADSK_SETUP_EXE=1 /q
```

AutoCAD 2020 Language Pack – English

```
Img\x64\en-us\acad\AcadLP\AcadLP.msi TRANSFORMS="Img\x64\en-us\acad\AcadLP\AcadLP-AutoCAD2020.mst" ADSK_EULA_STATUS=#1 ADSK_SOURCE_ROOT="Img\" FILESINUSETEXT="" REBOOT=ReallySuppress ADSK_SETUP_EXE=1 /q
```

ACA & MEP 2020 Object Enabler

```
Img\x64\ACAOE\AcaOE.msi TRANSFORMS="Img\x64\ACAOE\AcaOE-AutoCAD2020.mst" ADSK_EULA_STATUS=#1 ADSK_SOURCE_ROOT="Img\" FILESINUSETEXT="" REBOOT=ReallySuppress ADSK_SETUP_EXE=1 /q
```

ACAD Private

```
Img\x64\ACADPRIVATE\AcadPrivate.msi TRANSFORMS="Img\x64\ACADPRIVATE\AcadPrivate-AutoCAD2020.mst" ADSK_EULA_STATUS=#1 ADSK_SOURCE_ROOT="Img\" FILESINUSETEXT="" REBOOT=ReallySuppress ADSK_SETUP_EXE=1 /q
```

AutoCAD 2020 – English

Recast

```
Img\x64\en-us\acad\AcadPS\AcadPS.msi TRANSFORMS="Img\x64\en-us\acad\AcadPS\AcadPS-AutoCAD2020.mst" ADSK_EULA_STATUS=#1 ADSK_SOURCE_ROOT="Img" FILESINUSETEXT="" REBOOT=ReallySuppress ADSK_SETUP_EXE=1 /q
```

Autodesk App Manager 2020

```
Img\x64\ACADExtApps\AutodeskAppManager.msi ADLANGUAGE=en-us ADSK_EULA_STATUS=#1 MUILANG=en-us SETUP_PACKAGENAME="Autodesk® AutoCAD® 2020" SETUP_PACKAGECODE={28B89EEF-3001-0000-0002-CF3F3A09B77D} SETUP_UNINSTALLKEYS=1 SETUP_ISLANGUAGEPACK=0 SETUP_PRODUCTDEPENDENCIES=";;;" PACKAGEUPI={A67710D5-98AE-4DD9-8EBE-2E12D3D0EA96} ADSK_SOURCE_ROOT="Img" FILESINUSETEXT="" REBOOT=ReallySuppress ADSK_SETUP_EXE=1 /q
```

Autodesk Featured Apps 2020

```
Img\x64\ACADExtApps\AutodeskFeaturedApps.msi ADLANGUAGE=en-us ADSK_EULA_STATUS=#1 MUILANG=en-us SETUP_PACKAGENAME="Autodesk® AutoCAD® 2020" SETUP_PACKAGECODE={28B89EEF-3001-0000-0002-CF3F3A09B77D} SETUP_UNINSTALLKEYS=1 SETUP_ISLANGUAGEPACK=0 SETUP_PRODUCTDEPENDENCIES=";;;" PACKAGEUPI={A67710D5-98AE-4DD9-8EBE-2E12D3D0EA96} ADSK_SOURCE_ROOT="Img" FILESINUSETEXT="" REBOOT=ReallySuppress ADSK_SETUP_EXE=1 /q
```

Autodesk Desktop App

```
Img\x86\ADSKAPP\AdApplicationManager-WebInstaller.exe
```

Autodesk Genuine Service

```
"Img\x64\AGS\Autodesk Genuine Service.msi" ADSK_EULA_STATUS=#1 MUILANG=en-us SETUP_PACKAGENAME="Autodesk® AutoCAD® 2020" SETUP_PACKAGECODE={28B89EEF-3001-0000-0002-CF3F3A09B77D} SETUP_UNINSTALLKEYS=1 SETUP_ISLANGUAGEPACK=0 SETUP_PRODUCTDEPENDENCIES=";;;" PACKAGEUPI={A67710D5-98AE-4DD9-8EBE-2E12D3D0EA96} ADSK_SOURCE_ROOT="Img" FILESINUSETEXT="" REBOOT=ReallySuppress ADSK_SETUP_EXE=1 /q
```

Further reading

[Autodesk support website](#)

[AutoCAD Installation for administrators webpage \(Autodesk support website\)](#)

[Autodesk Product Documentation](#)
