

Autodesk AutoCAD 2019

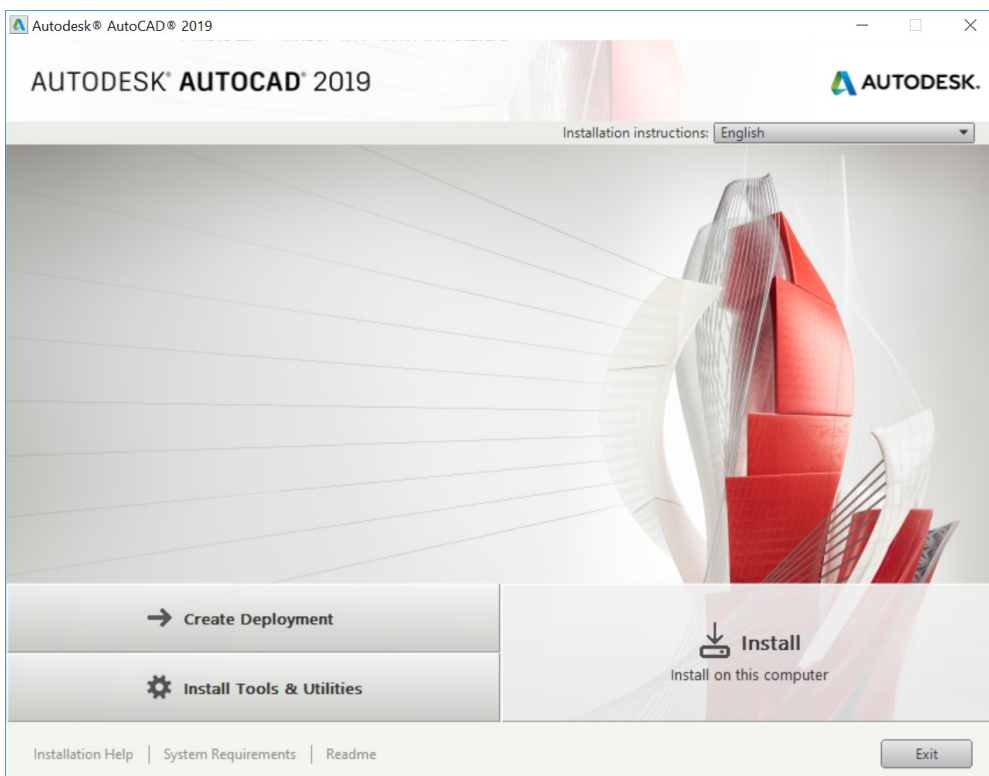
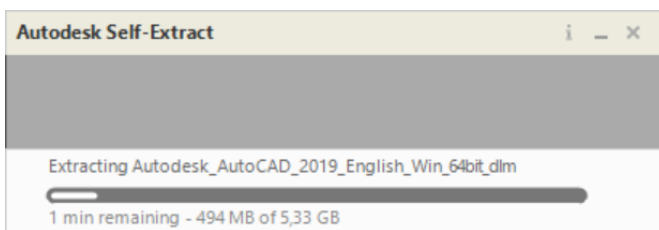
Last Modified on 05.07.26

If you want to deploy AutoCAD 2019, there are two ways to do this.

Silent installation via deployment

If you want to deploy all components of the install at once, you first have to make a deployment install.

Start the setup and follow these steps to create an administrative image.



Autodesk® AutoCAD® 2019

AUTODESK® AUTOCAD® 2019

Create Deployment > Configure AutoCAD2019

Administrative Image

Deployment configuration name:

Administrative image path:

Target platform:
 32-bit 64-bit

Include only products required by this deployment configuration

Installation Settings

Run installations in silent mode

Create a log file in each workstation's temp folder

Create a network log file:

Installation Help | System Requirements | Readme

Autodesk® AutoCAD® 2019 - AutoCAD2019

AUTODESK® AUTOCAD® 2019

Create Deployment > License Agreement

Country or Region:

Autodesk

LICENSE AND SERVICES AGREEMENT

READ CAREFULLY: AUTODESK LICENSES THE SOFTWARE AND OTHER LICENSED MATERIALS ONLY ON THE CONDITION THAT LICENSEE ACCEPTS ALL OF THE TERMS CONTAINED OR REFERENCED IN THIS AGREEMENT.

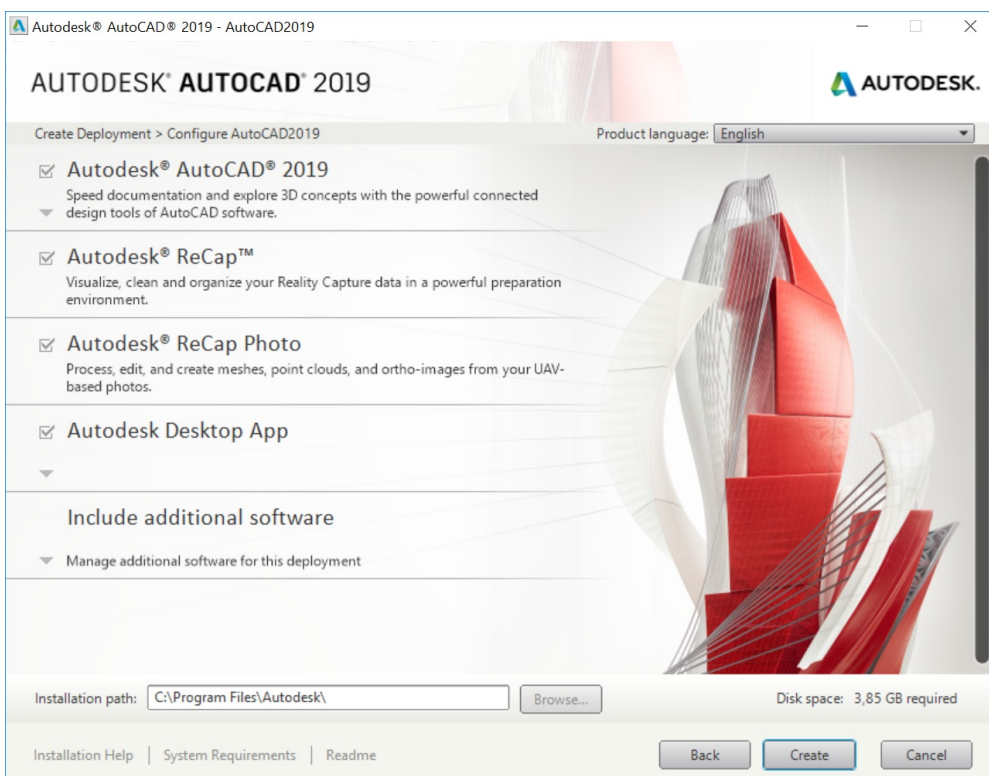
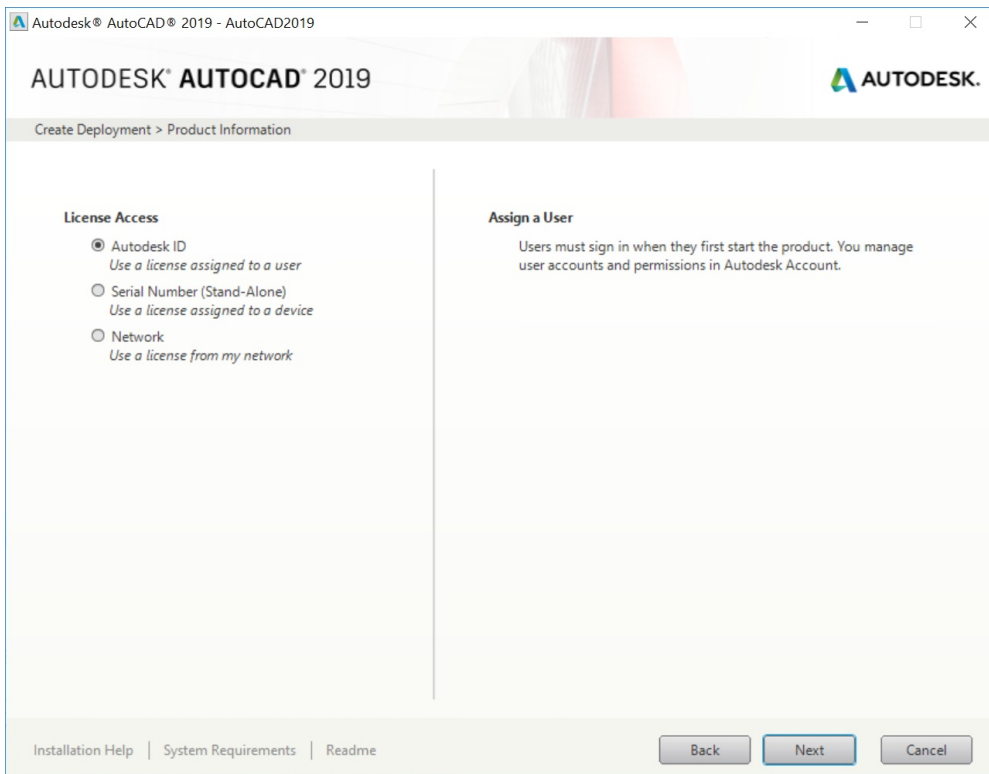
IF YOU PURCHASED A SUBSCRIPTION TO ANY AUTODESK MATERIALS, THE TERMS AVAILABLE AT <https://www.autodesk.com/terms> ("Current Subscription Terms") APPLY TO THAT SUBSCRIPTION. In that case, by selecting the "I accept" button or other button or mechanism designed to acknowledge agreement, or by installing, downloading, accessing, or otherwise copying or using all or any portion of the Autodesk Materials, you acknowledge and agree that (i) you have read and agree to such Current Subscription Terms (ii) such Current Subscription Terms apply to all Autodesk Materials associated with such subscription, including any such Autodesk Materials delivered with or otherwise accompanied by this Agreement, and (iii) to the extent that the Current Subscription Terms are not applicable or binding on you, that you have read and agree to this Agreement.

FOR ANY OTHER AUTODESK MATERIALS OR RELATED SERVICES (FOR EXAMPLE, IF YOU PURCHASED AN AUTODESK MAINTENANCE PLAN), THE TERMS CONTAINED OR REFERENCED IN THIS AGREEMENT APPLY. In that case, by selecting the "I accept" button or

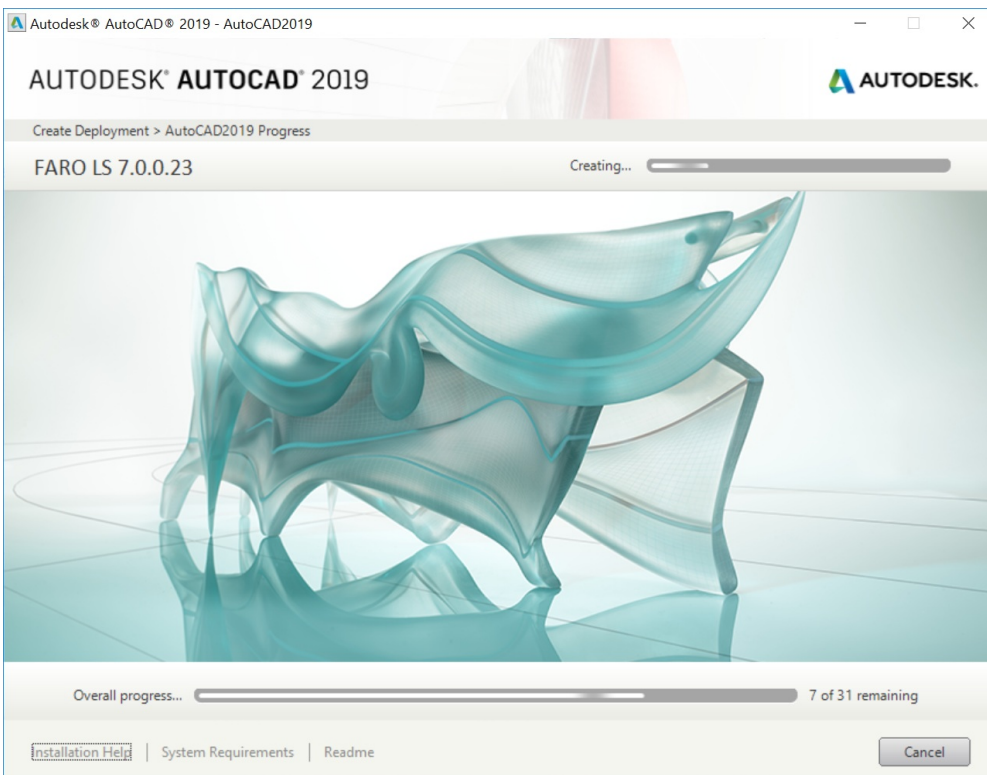
I Reject I Accept

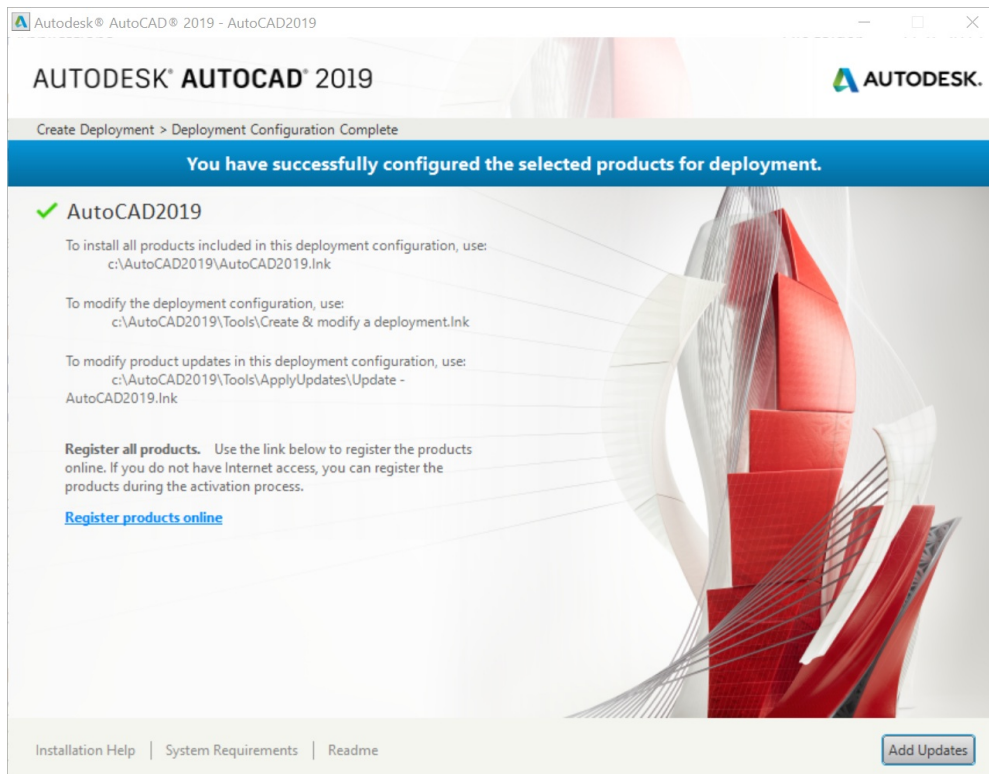
Installation Help | System Requirements | Readme

Recast



Recast





Then you can install AutoCAD using the following commandline, available in SMS_SCCM scripts\AutoCAD2019_SCCM.txt

```
.\Img\Setup.exe /W /q /I Img\AutoCAD2019.ini /language en-us
```

Silent installation of all prerequisites

If you want to install all the prerequisites and components separately, you have to install the following components:

Microsoft Windows Hotfix KB4019990 / .NET Framework Runtime 4.7

```
Img\3rdParty\dotNetFramework\47\dotNetFx47_Full_x86_x64.exe /q /norestart
```

Microsoft Visual C++ 2010 SP1 Redistributable (x86)

```
Img\3rdParty\x86\VCRedist\2010SP1\vc_redist_x86.exe /q /norestart /I  
C:\Users\ADMINI~1\AppData\Local\Temp\vc_redist_x86_2010.log
```

Microsoft Visual C++ 2010 SP1 Redistributable (x64)

```
Img\3rdParty\x64\VCRedist\2010SP1\vc_redist_x64.exe /q /norestart /I  
C:\Users\ADMINI~1\AppData\Local\Temp\vc_redist_x64_2010.log
```

Microsoft Visual C++ 2012 Redistributable (x86) Update 4

```
Img\3rdParty\x86\VCRedist\2012UPD4\vc_redist_x86.exe /install /quiet /norestart /log C:\Users\ADMINI~1\AppData\Loca  
l\Temp\vc_redist_x86_2012_UPD4.log
```

Recast

Microsoft Visual C++ 2012 Redistributable (x64) Update 4

```
Img\3rdParty\x64\VCRedist\2012UPD4\vcredist_x64.exe /install /quiet /norestart /log C:\Users\ADMINI~1\AppData\Local\Temp\vcredist_x64_2012_UPD4.log
```

Universal C Runtime (KB3118401)

```
Img\3rdParty\ucrt\AdUcrtInstaller.exe /S
```

Microsoft Visual C++ 2017 Redistributable (x86)

```
Img\3rdParty\x86\VCRedist\2017\vcredist_x86.exe /install /quiet /norestart /log C:\Users\ADMINI~1\AppData\Local\Temp\vcredist_x86_2017.log
```

Microsoft Visual C++ 2017 Redistributable (x64)

```
Img\3rdParty\x64\VCRedist\2017\vcredist_x64.exe /install /quiet /norestart /log C:\Users\ADMINI~1\AppData\Local\Temp\vcredist_x64_2017.log
```

DirectX Runtime

```
Img\3rdParty\DirectX\DXSETUP.exe /silent
```

MSXML 6.0 Parser

```
Img\3rdParty\x64\msxml6\msxml6_x64.msi ADSK_EULA_STATUS=#1 MUILANG=en-us SETUP_PACKAGENAME="Autodesk® AutoCAD® 2019" SETUP_PACKAGECODE={28B89EEF-2001-0000-0002-CF3F3A09B77D} SETUP_UNINSTALLKEYS=1 SETUP_ISLANGUAGEPACK=0 SETUP_PRODUCTDEPENDENCIES=";;;;;" PACKAGEUPI={22C837AA-0804-4C32-B5AF-B5A423960410} ADSK_SOURCE_ROOT="Img\" FILESINUSETEXT="" REBOOT=ReallySuppress ADSK_SETUP_EXE=1 /q
```

Microsoft Windows Media Format 9.5 Series Runtime

```
Img\3rdParty\x64\wmf\95\wmfdist64.exe /quiet
```

.NET Framework Runtime 4.0

```
Img\3rdParty\NET\4\wcu\dotNetFramework\dotNetFx40_Full_x86_x64.exe /q
```

FARO LS 1.1.700.0 (64bit)

```
Img\3rdParty\x64\FaroSDK\FARO.LS_7.0.0.23.msi ADSK_EULA_STATUS=#1 MUILANG=en-us SETUP_PACKAGENAME="Autodesk® AutoCAD® 2019" SETUP_PACKAGECODE={28B89EEF-2001-0000-0002-CF3F3A09B77D} SETUP_UNINSTALLKEYS=1 SETUP_ISLANGUAGEPACK=0 SETUP_PRODUCTDEPENDENCIES=";;;;;" PACKAGEUPI={22C837AA-0804-4C32-B5AF-B5A423960410} ADSK_SOURCE_ROOT="Img\" FILESINUSETEXT="" REBOOT=ReallySuppress ADSK_SETUP_EXE=1 /q
```

Autodesk products

Recast

Autodesk Material Library 2019

```
Img\Content\ADSKMaterials\2019\CM\MaterialLibrary2019.msi ADSK_EULA_STATUS=#1 MUILANG=en-us SETUP_PACKAGENAME="Autodesk® AutoCAD® 2019" SETUP_PACKAGECODE={28B89EEF-2001-0000-0002-CF3F3A09B77D} SETUP_UNINSTALLKEYS=1 SETUP_ISLANGUAGEPACK=0 SETUP_PRODUCTDEPENDENCIES=";;;;" PACKAGEUPI={22C837AA-0804-4C32-B5AF-B5A423960410} ADSK_SOURCE_ROOT="Img\" FILESINUSETEXT="" REBOOT=ReallySuppress ADSK_SETUP_EXE=1 /q
```

Autodesk Material Library Base Resolution Image Library 2019

```
Img\Content\ADSKMaterials\2019\ILB\BaselImageLibrary2019.msi ADSK_EULA_STATUS=#1 MUILANG=en-us SETUP_PACKAGENAME="Autodesk® AutoCAD® 2019" SETUP_PACKAGECODE={28B89EEF-2001-0000-0002-CF3F3A09B77D} SETUP_UNINSTALLKEYS=1 SETUP_ISLANGUAGEPACK=0 SETUP_PRODUCTDEPENDENCIES=";;;;" PACKAGEUPI={22C837AA-0804-4C32-B5AF-B5A423960410} ADSK_SOURCE_ROOT="Img\" FILESINUSETEXT="" REBOOT=ReallySuppress ADSK_SETUP_EXE=1 /q
```

AutoCAD 2019

```
Img\x64\acad\acad.msi TRANSFORMS="Img\x64\acad\acad-AutoCAD2019.mst" ADSK_EULA_STATUS=#1 ADSK_SOURCE_ROOT="Img\" FILESINUSETEXT="" REBOOT=ReallySuppress ADSK_SETUP_EXE=1 /q
```

AutoCAD 2019 Language Pack – English

```
Img\x64\en-us\acad\AcadLP\AcadLP.msi TRANSFORMS="Img\x64\en-us\acad\AcadLP\AcadLP-AutoCAD2019.mst" ADSK_EULA_STATUS=#1 ADSK_SOURCE_ROOT="Img\" FILESINUSETEXT="" REBOOT=ReallySuppress ADSK_SETUP_EXE=1 /q
```

ACA & MEP 2019 Object Enabler

```
Img\x64\ACAOE\AcaOE.msi TRANSFORMS="Img\x64\ACAOE\AcaOE-AutoCAD2019.mst" ADSK_EULA_STATUS=#1 ADSK_SOURCE_ROOT="Img\" FILESINUSETEXT="" REBOOT=ReallySuppress ADSK_SETUP_EXE=1 /q
```

ACAD Private

```
Img\x64\ACADPRIVATE\AcadPrivate.msi TRANSFORMS="Img\x64\ACADPRIVATE\AcadPrivate-AutoCAD2019.mst" ADSK_EULA_STATUS=#1 ADSK_SOURCE_ROOT="Img\" FILESINUSETEXT="" REBOOT=ReallySuppress ADSK_SETUP_EXE=1 /q
```

Autodesk License Service (x64) – 7.1.4

```
Img\x64\CLM\CLIC_x64_Release.msi TRANSFORMS="Img\x64\CLM\CLIC_x64_Release-AutoCAD2019.mst" ADSK_EULA_STATUS=#1 MUILANG=en-us SETUP_PACKAGENAME="Autodesk® AutoCAD® 2019" SETUP_PACKAGECODE={28B89EEF-2001-0000-0002-CF3F3A09B77D} SETUP_UNINSTALLKEYS=1 SETUP_ISLANGUAGEPACK=0 SETUP_PRODUCTDEPENDENCIES=";;;;" PACKAGEUPI={22C837AA-0804-4C32-B5AF-B5A423960410} ADSK_SOURCE_ROOT="Img\" FILESINUSETEXT="" REBOOT=ReallySuppress ADSK_SETUP_EXE=1 /q
```

AutoCAD 2019 – English

```
Img\x64\en-us\acad\AcadPS\AcadPS.msi TRANSFORMS="Img\x64\en-us\acad\AcadPS\AcadPS-AutoCAD2019.mst" ADSK_EULA_STATUS=#1 ADSK_SOURCE_ROOT="Img\" FILESINUSETEXT="" REBOOT=ReallySuppress ADSK_SETUP_EXE=1 /q
```

Recast

Uninstalling all previous ReCap/ReCap 360 installations

```
Img\Setup\UninstallReqCheck_x64.exe /uninstall_updgrade_codes {31ABA3F2-1000-1033-0102-111D43815377};{F6FD1651-1000-1033-0102-387BAF9B3B0A};{16D3DACE-1000-1033-0102-C33330B7D65D}; /uninstall {6ED27C84-0000-1033-0102-D4DAEFFF23C2};{7B511E9E-0000-1033-0102-30C7CD025838};{5F0F7049-0000-1033-0102-73A6DA3D7FA6};{F6FD1651-0000-1033-0102-387BAF9B3B0A}
```

Autodesk ReCap

```
Img\x64\RC2019\AutodeskReCap.msi INSTALLDIR="C:\Program Files\Autodesk\Autodesk ReCap\" ADSK_EULA_STATUS=#1 MUILANG=en-us SETUP_PACKAGENAME="Autodesk® AutoCAD® 2019" SETUP_PACKAGECODE={28B89EEF-2001-0000-0002-CF3F3A09B77D} SETUP_UNINSTALLKEYS=1 SETUP_ISLANGUAGEPACK=0 SETUP_PRODUCTDEPENDENCIES=".NET Framework Runtime 4.0,Uninstalling all previous ReCap/ReCap 360 installations,Microsoft Visual C++ 2012 Redistributable (x86) Update 4,Microsoft Visual C++ 2012 Redistributable (x64) Update 4,Microsoft Visual C++ 2017 Redistributable (x86),Microsoft Visual C++ 2017 Redistributable (x64),{FF6E9382-0B85-48DE-888F-76EFD9A87038},,,,,;" PACKAGEUPI={22C837AA-0804-4C32-B5AF-B5A423960410} ADSK_SOURCE_ROOT="Img\" FILESINUSETEXT="" REBOOT=ReallySuppress ADSK_SETUP_EXE=1 /q
```

Uninstalling all previous ReMake installations

```
Img\Setup\UninstallReqCheck_x64.exe /uninstall_updgrade_codes {8F27E266-1000-1033-0102-29A93693C752}; /uninstall {C741F42B-0000-1033-0102-7E7DB11B349E};{E09EC3F3-0000-1033-0102-FF9E283970C1};
```

Autodesk ReCap Photo

```
Img\x64\RCPHOTO2019\AutodeskReCapPhoto.msi INSTALLDIR="C:\Program Files\Autodesk\Autodesk ReCap Photo\" ADSK_EULA_STATUS=#1 MUILANG=en-us SETUP_PACKAGENAME="Autodesk® AutoCAD® 2019" SETUP_PACKAGECODE={28B89EEF-2001-0000-0002-CF3F3A09B77D} SETUP_UNINSTALLKEYS=1 SETUP_ISLANGUAGEPACK=0 SETUP_PRODUCTDEPENDENCIES=".NET Framework Runtime 4.0,Uninstalling all previous ReMake installations,Microsoft Visual C++ 2012 Redistributable (x86) Update 4,Microsoft Visual C++ 2012 Redistributable (x64) Update 4,Microsoft Visual C++ 2017 Redistributable (x86),Microsoft Visual C++ 2017 Redistributable (x64),,,,,;" PACKAGEUPI={22C837AA-0804-4C32-B5AF-B5A423960410} ADSK_SOURCE_ROOT="Img\" FILESINUSETEXT="" REBOOT=ReallySuppress ADSK_SETUP_EXE=1 /q
```

Autodesk App Manager 2016–2019

```
Img\x64\ACADExtApps\AutodeskAppManager.msi ADLANGUAGE=en-us ADSK_EULA_STATUS=#1 MUILANG=en-us SETUP_PACKAGENAME="Autodesk® AutoCAD® 2019" SETUP_PACKAGECODE={28B89EEF-2001-0000-0002-CF3F3A09B77D} SETUP_UNINSTALLKEYS=1 SETUP_ISLANGUAGEPACK=0 SETUP_PRODUCTDEPENDENCIES="";;" PACKAGEUPI={22C837AA-0804-4C32-B5AF-B5A423960410} ADSK_SOURCE_ROOT="Img\" FILESINUSETEXT="" REBOOT=ReallySuppress ADSK_SETUP_EXE=1 /q
```

Autodesk Featured Apps 2016–2019

```
Img\x64\ACADExtApps\AutodeskFeaturedApps.msi ADLANGUAGE=en-us ADSK_EULA_STATUS=#1 MUILANG=en-us SETUP_PACKAGENAME="Autodesk® AutoCAD® 2019" SETUP_PACKAGECODE={28B89EEF-2001-0000-0002-CF3F3A09B77D} SETUP_UNINSTALLKEYS=1 SETUP_ISLANGUAGEPACK=0 SETUP_PRODUCTDEPENDENCIES="";;" PACKAGEUPI={22C837AA-0804-4C32-B5AF-B5A423960410} ADSK_SOURCE_ROOT="Img\" FILESINUSETEXT="" REBOOT=ReallySuppress ADSK_SETUP_EXE=1 /q
```

Autodesk AutoCAD Performance Feedback Tool 1.3.0

Recast

```
Img\Tools\PerformanceTool\AcPerfMon.msi ADSK_EULA_STATUS=#1 MUILANG=en-us SETUP_PACKAGENAME="Autodesk® AutoCAD® 2019" SETUP_PACKAGECODE={28B89EEF-2001-0000-0002-CF3F3A09B77D} SETUP_UNINSTALLKEYS=1 SETUP_ISLANGUAGEPACK=0 SETUP_PRODUCTDEPENDENCIES=";;;;" PACKAGEUPI={22C837AA-0804-4C32-B5AF-B5A423960410} ADSK_SOURCE_ROOT="Img\" FILESINUSETEXT="" REBOOT=ReallySuppress ADSK_SETUP_EXE=1 /q
```

Autodesk Desktop App

```
Img\x86\ADSKAPP\AdApplicationManager-WebInstaller.exe'
```

Further reading

[AutoCAD support](#)

[AutoCAD Installation for administrators webpage](#)

[Autodesk Product Documentation](#)
