

Autodesk AutoCAD 2017

Last Modified on 04.16.26

If you want to deploy AutoCAD, there are two ways to do this.

Silent installation via deployment

If you want to deploy all components of the install at once, you first have to make a deployment install.

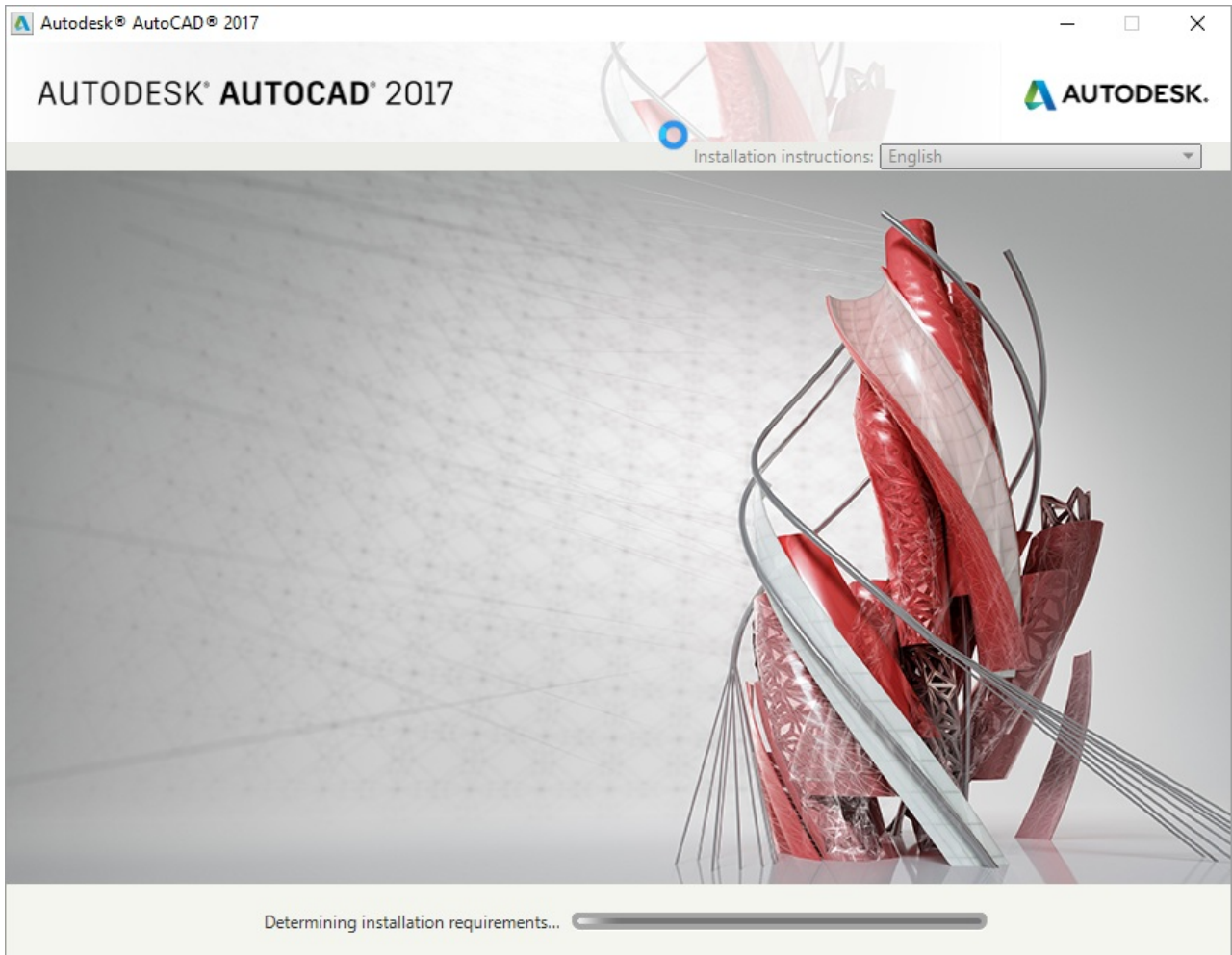
Start the setup and follow these steps to create an administrative image.



Recast



Recast



Autodesk® AutoCAD® 2017

AUTODESK® AUTOCAD® 2017

CREATE DEPLOYMENT > CONFIGURE AUTOCAD2017

Administrative Image

Deployment configuration name:

Administrative image path:

Target platform:
 32-bit 64-bit

Include only products required by this deployment configuration

Installation Settings

Run installations in silent mode

Create a log file in each workstation's temp folder

Create a network log file:

Installation Help | System Requirements | Readme

Autodesk® AutoCAD® 2017 - AutoCAD2017

AUTODESK® AUTOCAD® 2017

CREATE DEPLOYMENT > LICENSE AGREEMENT

Country or Region: United States

Autodesk
LICENSE AND SERVICES AGREEMENT

READ CAREFULLY: AUTODESK LICENSES THE SOFTWARE AND OTHER LICENSED MATERIALS ONLY ON THE CONDITION THAT LICENSEE ACCEPTS ALL OF THE TERMS CONTAINED OR REFERENCED IN THIS AGREEMENT.

By selecting the "I accept" button or other button or mechanism designed to acknowledge agreement to the terms of an electronic copy of this Agreement, or by installing, downloading, accessing, or otherwise copying or using all or any portion of the Autodesk Materials, (i) you accept this Agreement on behalf of the entity for which you are authorized to act (e.g., an employer) and acknowledge that such entity is legally bound by this Agreement (and you agree to act in a manner consistent with this Agreement) or, if there is no such entity for which you are authorized to act, you accept this Agreement on behalf of yourself as an individual and acknowledge that you are legally bound by this Agreement, and (ii) you represent and warrant that you have the right, power and authority to act on behalf of and bind such entity (if any) or yourself. You may not accept this Agreement on behalf of another entity unless you are an employee or other agent of such other entity with the right, power and authority to act on behalf of such other entity.

If Licensee is unwilling to accept this Agreement, or you do not have the right, power and

I Reject I Accept

Installation Help | System Requirements | Readme

Back Next Cancel

The screenshot shows the Autodesk AutoCAD 2017 installation wizard window. The title bar reads "Autodesk® AutoCAD® 2017 - AutoCAD2017". The main header area contains "AUTODESK® AUTOCAD® 2017" and the Autodesk logo. Below the header is a breadcrumb trail: "Create Deployment > Product Information".

The main content area is divided into two columns:

- License Access**
 - Autodesk ID
Use a license assigned to a user
 - Serial Number (Stand-Alone)
Use a license assigned to a device
 - Network
Use a license from my network
- Assign a User**

Users must sign in when they first start the product. You manage user accounts and permissions in Autodesk Account.

At the bottom of the window, there are navigation links: "Installation Help | System Requirements | Readme" and three buttons: "Back", "Next" (highlighted with a blue border), and "Cancel".

Autodesk® AutoCAD® 2017 - AutoCAD2017

AUTODESK® AUTOCAD® 2017

Create Deployment > Configure AutoCAD2017 Product language: English

- Autodesk® AutoCAD® 2017
Speed documentation and explore 3D concepts with the powerful connected design tools of AutoCAD software®.
- Autodesk® ReCap 360™
Visualize, clean and organize your Reality Capture data in a powerful preparation environment.
- Autodesk Desktop App

Include additional software

- Manage additional software for this deployment

Shared Components

- A360 Desktop
Desktop companion for collaboration from the desktop.
Earlier versions of A360 Desktop will be updated.

Installation path: C:\Program Files\Autodesk\ Browse... Disk space: 5,61 GB required

Installation Help | System Requirements | Readme

Back Create Cancel

Recast

Autodesk® AutoCAD® 2017 - AutoCAD2017

AUTODESK® AUTOCAD® 2017

CREATE DEPLOYMENT > AutoCAD2017 Progress

.NET Framework Runtime 4.6 Creating...



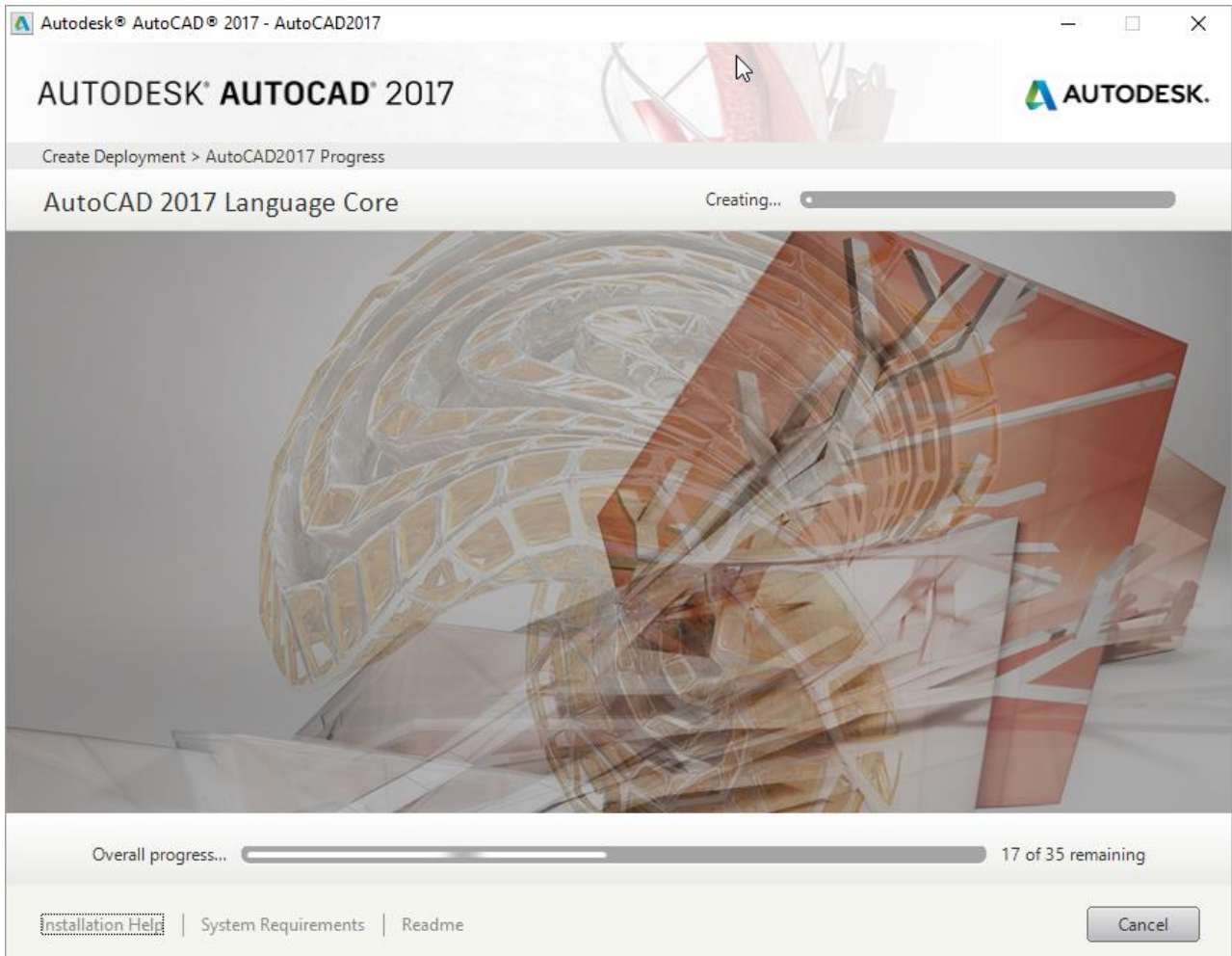
Overall progress... 34 of 35 remaining

[Installation Help](#) | [System Requirements](#) | [Readme](#) Cancel

Recast

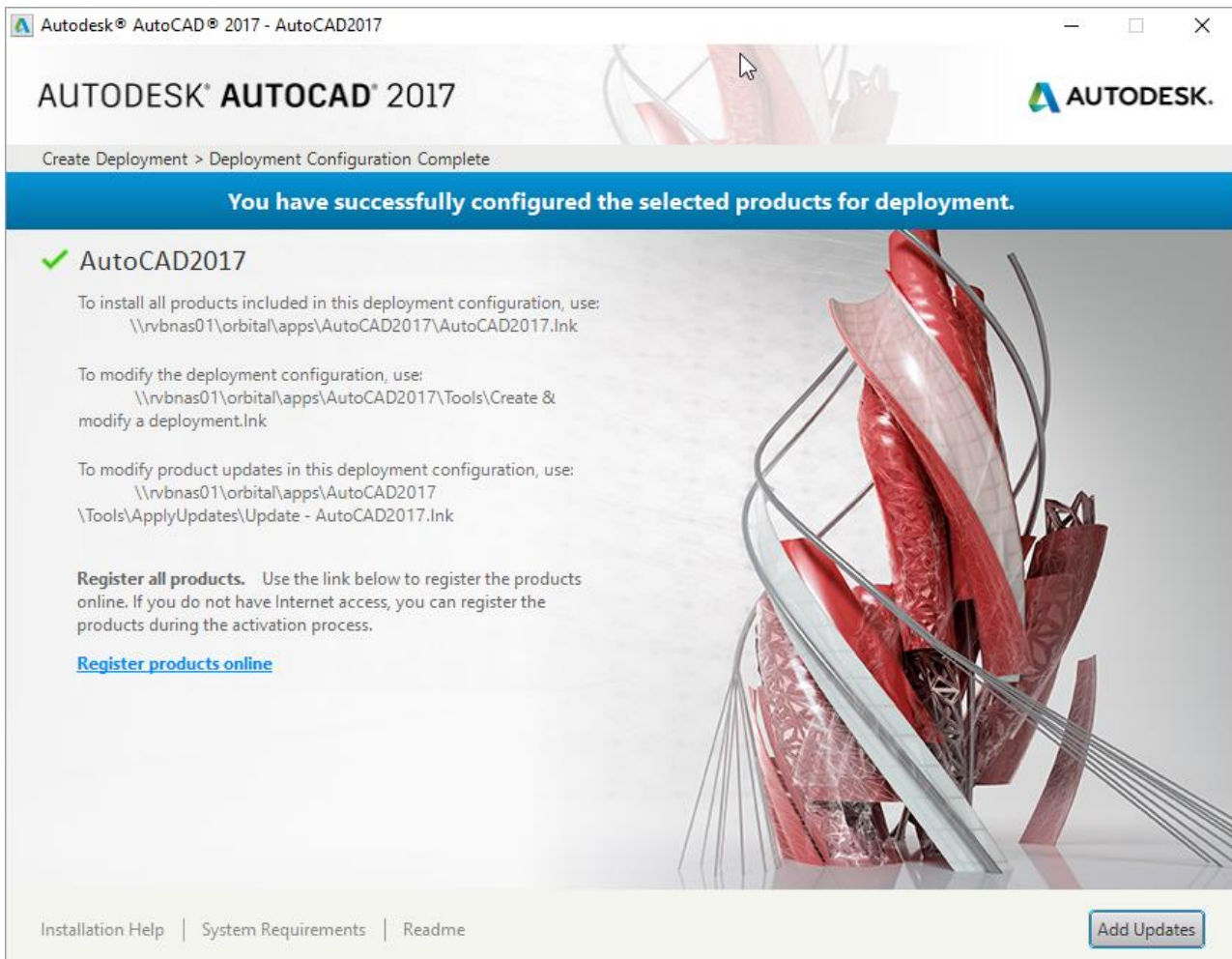


Recast



Recast





Then you can install AutoCAD with using the following commandline:

```
.\Img\Setup.exe /W /q /I Img\AutoCAD2017.ini /language en-us
```

Silent installation of all prerequisites

If you want to install all the prerequisites and components separately, you have to install the following components:

.NET Framework Runtime 4.6

```
Img\3rdParty\dotNetFramework\46\dotNetFx46_Full_x86_x64.exe /q /norestart
```

Microsoft Visual C++ 2008 SP1 Redistributable (x86)

```
Img\3rdParty\x86\VCRedist\2008SP1\vc redistrib_x86.exe /q
```

Microsoft Visual C++ 2008 SP1 Redistributable (x64)

```
Img\3rdParty\x64\VCRedist\2008SP1\vc redistrib_x64.exe /q
```

Recast

Microsoft Visual C++ 2010 SP1 Redistributable (x86)

```
Img\3rdParty\x86\VCRedist\2010SP1\vc_redist_x86.exe /q /norestart /l  
C:\Users\ADMINI~1\AppData\Local\Temp\vc_redist_x86_2010.log
```

Microsoft Visual C++ 2010 SP1 Redistributable (x64)

```
Img\3rdParty\x64\VCRedist\2010SP1\vc_redist_x64.exe /q /norestart /l  
C:\Users\ADMINI~1\AppData\Local\Temp\vc_redist_x64_2010.log
```

Microsoft Visual C++ 2012 Redistributable (x86) Update 4

```
Img\3rdParty\x86\VCRedist\2012UPD4\vc_redist_x86.exe /install /quiet /norestart /log C:\Users\ADMINI~1\AppData\Local\Temp\vc_redist_x86_2012_UPD4.log
```

Microsoft Visual C++ 2012 Redistributable (x64) Update 4

```
Img\3rdParty\x64\VCRedist\2012UPD4\vc_redist_x64.exe /install /quiet /norestart /log C:\Users\ADMINI~1\AppData\Local\Temp\vc_redist_x64_2012_UPD4.log
```

Universal C Runtime (KB3118401)

```
Img\3rdParty\ucrt\AdUcrtInstaller.exe /S
```

Microsoft Visual C++ 2015 Redistributable (x86)

```
Img\3rdParty\x86\VCRedist\2015\vc_redist_x86.exe /install /quiet /norestart /log  
C:\Users\ADMINI~1\AppData\Local\Temp\vc_redist_x86_2015.log
```

Microsoft Visual C++ 2015 Redistributable (x64)

```
Img\3rdParty\x64\VCRedist\2015\vc_redist_x64.exe /install /quiet /norestart /log  
C:\Users\ADMINI~1\AppData\Local\Temp\vc_redist_x64_2015.log
```

DirectX Runtime

```
Img\3rdParty\DirectX\DXSETUP.exe /silent
```

MSXML 6.0 Parser

```
Img\3rdParty\x64\msxml6\msxml6_x64.msi ADSK_EULA_STATUS=#1 MUILANG=en-us SETUP_PACKAGENAME="Autodesk® AutoCAD® 2017" SETUP_PACKAGECODE={12D88A40-9001-4FBB-8B99-92A0C62B981C} SETUP_UNINSTALLKEYS=1 SETUP_ISLANGUAGEPACK=0 SETUP_PRODUCTDEPENDENCIES=";;;;" PACKAGEUI={D1D649A4-B389-4176-9834-82D80CA33683} ADSK_SOURCE_ROOT="Img\\" FILESINUSETEXT="" REBOOT=ReallySuppress ADSK_SETUP_EXE=1 /q
```

Microsoft Windows Media Format 9.5 Series Runtime

```
Img\3rdParty\x64\wmf\95\wmfdist64.exe /quiet
```

Microsoft Visual C++ 2008 SP1 Redistributable (x86) 9.0.30729.6161

```
Img\3rdParty\x86\VCRedist\2008SP1.6161\vcredist_x86.exe /q
```

Microsoft Visual C++ 2008 SP1 Redistributable (x64) 9.0.30729.6161

```
Img\3rdParty\x64\VCRedist\2008SP1.6161\vcredist_x64.exe /q
```

.NET Framework Runtime 4.0

```
Img\3rdParty\NET\4\wcu\dotNetFramework\dotNetFx40_Full_x86_x64.exe /q
```

FARO LS 1.1.505.0 (64bit)

```
Img\3rdParty\x64\FaroSDK\FARO.LS_5.5.0.44203.msi ADSK_EULA_STATUS=#1 MUILANG=en-us SETUP_PACKAGENAME="Autodesk® AutoCAD® 2017" SETUP_PACKAGECODE={12D88A40-9001-4FBB-8B99-92A0C62B981C} SETUP_UNINSTALLKEYS=1 SETUP_ISLANGUAGEPACK=0 SETUP_PRODUCTDEPENDENCIES=";;;;" PACKAGEUPI={D1D649A4-B389-4176-9834-82D80CA33683} ADSK_SOURCE_ROOT="Img\" FILESINUSETEXT="" REBOOT=ReallySuppress ADSK_SETUP_EXE=1 /q
```

Autodesk products

Autodesk Material Library 2017

```
Img\Content\ADSKMaterials\2017\CM\MaterialLibrary2017.msi ADSK_EULA_STATUS=#1 MUILANG=en-us SETUP_PACKAGENAME="Autodesk® AutoCAD® 2017" SETUP_PACKAGECODE={12D88A40-9001-4FBB-8B99-92A0C62B981C} SETUP_UNINSTALLKEYS=1 SETUP_ISLANGUAGEPACK=0 SETUP_PRODUCTDEPENDENCIES=";;;;" PACKAGEUPI={D1D649A4-B389-4176-9834-82D80CA33683} ADSK_SOURCE_ROOT="Img\" FILESINUSETEXT="" REBOOT=ReallySuppress ADSK_SETUP_EXE=1 /q
```

Autodesk Material Library Base Resolution Image Library 2017

```
Img\Content\ADSKMaterials\2017\ILB\BaseImageLibrary2017.msi ADSK_EULA_STATUS=#1 MUILANG=en-us SETUP_PACKAGENAME="Autodesk® AutoCAD® 2017" SETUP_PACKAGECODE={12D88A40-9001-4FBB-8B99-92A0C62B981C} SETUP_UNINSTALLKEYS=1 SETUP_ISLANGUAGEPACK=0 SETUP_PRODUCTDEPENDENCIES=";;;;" PACKAGEUPI={D1D649A4-B389-4176-9834-82D80CA33683} ADSK_SOURCE_ROOT="Img\" FILESINUSETEXT="" REBOOT=ReallySuppress ADSK_SETUP_EXE=1 /q
```

Autodesk Advanced Material Library Image Library 2017

Recast

```
Img\Content\ADSKMaterials\2017\AIL\AdvancedImageLibrary2017.msi ADSK_EULA_STATUS=#1 MUILANG=en-us SETUP_PACKAGENAME="Autodesk® AutoCAD® 2017" SETUP_PACKAGECODE={12D88A40-9001-4FBB-8B99-92A0C62B981C} SETUP_UNINSTALLKEYS=1 SETUP_ISLANGUAGEPACK=0 SETUP_PRODUCTDEPENDENCIES="{8FB9F735-D64C-4991-8D91-4CDDAB1ABDEE},,," PACKAGEUPI={D1D649A4-B389-4176-9834-82D80CA33683} ADSK_SOURCE_ROOT="Img\" FILESINUSETEXT="" REBOOT=ReallySuppress ADSK_SETUP_EXE=1 /q
```

AutoCAD 2017

```
Img\x64\acad\acad.msi TRANSFORMS="Img\x64\acad\acad-AutoCAD2017.mst" ADSK_EULA_STATUS=#1 ADSK_SOURCE_ROOT="Img\" FILESINUSETEXT="" REBOOT=ReallySuppress ADSK_SETUP_EXE=1 /q
```

AutoCAD 2017 Language Pack – English

```
Img\x64\en-us\acad\AcadLP\AcadLP.msi TRANSFORMS="Img\x64\en-us\acad\AcadLP\AcadLP-AutoCAD2017.mst" ADSK_EULA_STATUS=#1 ADSK_SOURCE_ROOT="Img\" FILESINUSETEXT="" REBOOT=ReallySuppress ADSK_SETUP_EXE=1 /q
```

ACA & MEP 2017 Object Enabler

```
Img\x64\ACAOE\AcaOE.msi TRANSFORMS="Img\x64\ACAOE\AcaOE-AutoCAD2017.mst" ADSK_EULA_STATUS=#1 ADSK_SOURCE_ROOT="Img\" FILESINUSETEXT="" REBOOT=ReallySuppress ADSK_SETUP_EXE=1 /q
```

ACAD Private

```
Img\x64\ACADPRIVATE\AcadPrivate.msi TRANSFORMS="Img\x64\ACADPRIVATE\AcadPrivate-AutoCAD2017.mst" ADSK_EULA_STATUS=#1 ADSK_SOURCE_ROOT="Img\" FILESINUSETEXT="" REBOOT=ReallySuppress ADSK_SETUP_EXE=1 /q
```

Autodesk License Service (x64) – 3.1

```
Img\x64\CLM\CLIC_x64_Release.msi TRANSFORMS="Img\x64\CLM\CLIC_x64_Release-AutoCAD2017.mst" ADSK_EULA_STATUS=#1 MUILANG=en-us SETUP_PACKAGENAME="Autodesk® AutoCAD® 2017" SETUP_PACKAGECODE={12D88A40-9001-4FBB-8B99-92A0C62B981C} SETUP_UNINSTALLKEYS=1 SETUP_ISLANGUAGEPACK=0 SETUP_PRODUCTDEPENDENCIES="{8FB9F735-D64C-4991-8D91-4CDDAB1ABDEE},,," PACKAGEUPI={D1D649A4-B389-4176-9834-82D80CA33683} ADSK_SOURCE_ROOT="Img\" FILESINUSETEXT="" REBOOT=ReallySuppress ADSK_SETUP_EXE=1 /q
```

AutoCAD 2017 – English

```
Img\x64\en-us\acad\AcadPS\AcadPS.msi TRANSFORMS="Img\x64\en-us\acad\AcadPS\AcadPS-AutoCAD2017.mst" ADSK_EULA_STATUS=#1 ADSK_SOURCE_ROOT="Img\" FILESINUSETEXT="" REBOOT=ReallySuppress ADSK_SETUP_EXE=1 /q
```

SketchUp Import 2016-2017

```
Img\x64\ACADExtApps\AutodeskImportSkp.msi ADLANGUAGE=en-us ADSK_EULA_STATUS=#1 MUILANG=en-us SETUP_PACKAGENAME="Autodesk® AutoCAD® 2017" SETUP_PACKAGECODE={12D88A40-9001-4FBB-8B99-92A0C62B981C} SETUP_UNINSTALLKEYS=1 SETUP_ISLANGUAGEPACK=0 SETUP_PRODUCTDEPENDENCIES="{8FB9F735-D64C-4991-8D91-4CDDAB1ABDEE},,," PACKAGEUPI={D1D649A4-B389-4176-9834-82D80CA33683} ADSK_SOURCE_ROOT="Img\" FILESINUSETEXT="" REBOOT=ReallySuppress ADSK_SETUP_EXE=1 /q
```

Recast

Uninstalling all previous ReCap/ReCap 360 installations

```
Img\Setup\UninstallReqCheck_x64.exe /uninstall_updgrade_codes {31ABA3F2-1000-1033-0102-111D43815377};  
{7B511E9E-1000-1033-0102-30C7CD025838};{F6FD1651-1000-1033-0102-387BAF9B3B0A};{16D3DACE-1000-1033-  
-0102-C33330B7D65D};
```

Autodesk ReCap 360

```
Img\x64\RC2017\AutodeskReCap360.msi INSTALLDIR="C:\Program Files\Autodesk\Autodesk ReCap 360\" ADSK_EULA  
_STATUS=#1 MUILANG=en-us SETUP_PACKAGENAME="Autodesk® AutoCAD® 2017" SETUP_PACKAGECODE={12D88  
A40-9001-4FBB-8B99-92A0C62B981C} SETUP_UNINSTALLKEYS=1 SETUP_ISLANGUAGEPACK=0 SETUP_PRODUCTDEPE  
NDENCIES="Uninstalling all previous ReCap/ReCap 360 installations,Microsoft Visual C++ 2008 SP1 Redistributable (x  
86) 9.0.30729.6161,Microsoft Visual C++ 2008 SP1 Redistributable (x64) 9.0.30729.6161,Microsoft Visual C++ 2010  
SP1 Redistributable (x86),Microsoft Visual C++ 2010 SP1 Redistributable (x64),Microsoft Visual C++ 2012 Redistrib  
able (x86) Update 4,Microsoft Visual C++ 2012 Redistributable (x64) Update 4,Microsoft Visual C++ 2015 Redistributa  
ble (x86),Microsoft Visual C++ 2015 Redistributable (x64),.NET Framework Runtime 4.0,{8834451B-6209-4E02-9EF4-  
4EF9E3C1F70F},,;;;" PACKAGEUPI={D1D649A4-B389-4176-9834-82D80CA33683} ADSK_SOURCE_ROOT="Img\" FILE  
SINUSETEXT="" REBOOT=ReallySuppress ADSK_SETUP_EXE=1 /q
```

Autodesk App Manager 2016–2017

```
Img\x64\ACADExtApps\AutodeskAppManager.msi ADLANGUAGE=en-us ADSK_EULA_STATUS=#1 MUILANG=en-us SET  
UP_PACKAGENAME="Autodesk® AutoCAD® 2017" SETUP_PACKAGECODE={12D88A40-9001-4FBB-8B99-92A0C62B98  
1C} SETUP_UNINSTALLKEYS=1 SETUP_ISLANGUAGEPACK=0 SETUP_PRODUCTDEPENDENCIES=";;;" PACKAGEUPI={D  
1D649A4-B389-4176-9834-82D80CA33683} ADSK_SOURCE_ROOT="Img\" FILESINUSETEXT="" REBOOT=ReallySuppr  
ess ADSK_SETUP_EXE=1 /q
```

Autodesk Featured Apps 2016–2017

```
Img\x64\ACADExtApps\AutodeskFeaturedApps.msi ADLANGUAGE=en-us ADSK_EULA_STATUS=#1 MUILANG=en-us SE  
TUP_PACKAGENAME="Autodesk® AutoCAD® 2017" SETUP_PACKAGECODE={12D88A40-9001-4FBB-8B99-92A0C62B98  
81C} SETUP_UNINSTALLKEYS=1 SETUP_ISLANGUAGEPACK=0 SETUP_PRODUCTDEPENDENCIES=";;;" PACKAGEUPI={  
D1D649A4-B389-4176-9834-82D80CA33683} ADSK_SOURCE_ROOT="Img\" FILESINUSETEXT="" REBOOT=ReallySup  
press ADSK_SETUP_EXE=1 /q
```

Autodesk AutoCAD Performance Feedback Tool 1.2.5

```
Img\Tools\PerformanceTool\AcPerfMon.msi ADSK_EULA_STATUS=#1 MUILANG=en-us SETUP_PACKAGENAME="Autode  
sk® AutoCAD® 2017" SETUP_PACKAGECODE={12D88A40-9001-4FBB-8B99-92A0C62B981C} SETUP_UNINSTALLKEYS  
=1 SETUP_ISLANGUAGEPACK=0 SETUP_PRODUCTDEPENDENCIES=";;;" PACKAGEUPI={D1D649A4-B389-4176-9834-8  
2D80CA33683} ADSK_SOURCE_ROOT="Img\" FILESINUSETEXT="" REBOOT=ReallySuppress ADSK_SETUP_EXE=1 /q
```

Autodesk BIM 360 Glue AutoCAD 2017 Add-in 64 bit

```
Img\x64\Components\BIM360\setup.msi ADSK_EULA_STATUS=#1 MUILANG=en-us SETUP_PACKAGENAME="Autodesk  
® AutoCAD® 2017" SETUP_PACKAGECODE={12D88A40-9001-4FBB-8B99-92A0C62B981C} SETUP_UNINSTALLKEYS=1  
SETUP_ISLANGUAGEPACK=0 SETUP_PRODUCTDEPENDENCIES=";;;" PACKAGEUPI={D1D649A4-B389-4176-9834-  
82D80CA33683} ADSK_SOURCE_ROOT="Img\" FILESINUSETEXT="" REBOOT=ReallySuppress ADSK_SETUP_EXE=1 /q
```

A360 Desktop

Recast

```
Img\x64\Components\Cloudsync\AdSync.msi TRANSFORMS="Img\x64\Components\Cloudsync\AdSync-AutoCAD2017.mst" ADSK_EULA_STATUS=#1 ADSK_SOURCE_ROOT="Img\" FILESINUSETEXT="" REBOOT=ReallySuppress ADSK_SETUP_EXE=1 /q
```

Autodesk Desktop App

```
Img\x86\ADSKAPP\AdApplicationManager-WebInstaller.exe
```

Further reading

[Deploying AutoCAD 2020 using Liquit Workspace \(Liquit Blog\)](#)

[Tips and tricks to further customize the deployment using the AutoCAD2020.ini file \(Liquit Blog\)](#)

[Starting AutoCAD with different profiles \(Liquit Blog\)](#)

[AutoCAD support](#)

[AutoCAD Installation for administrators webpage](#)

[Autodesk Product Documentation](#)
