

Licenses

Last Modified on 04.16.26

Manage product licenses for your packages, define pricing information and display them in **Catalog**. License keys can also be used as dynamic variables within packages.


Licenses list

This list displays all licenses currently available in the Application Workspace System.

Selecting multiple rows from the table


- To select multiple adjacent rows, click on the first row, then hold down the Shift key and click on the last row in the range; all rows between will be selected.
- To select multiple non-adjacent rows, hold down the Ctrl key (or "Command" on Mac) and click on each row you want to select individually.
- To select multiple adjacent rows using the mouse only, click and hold the left mouse button on the first row, then drag the cursor up or down across the rows to highlight the desired ones.
- Selecting rows using only the keyboard is not possible.

Table toolbar

To create a new license, click on the  **Create** button; to view the details of a license or edit it, double-click its entry or select the license and click the  **Edit** button.

 **Views** gives you control on how the table is displayed.

The default view contains all your licenses in alphabetic ascending order, and only a few columns: **Name**, **Type**, **Tracking** and **Count**.

You can create your own personalized view of the table, by filtering the licenses or adding/deleting columns and clicking **Save as** in the drop-down menu of  **Views**.

Detailed view of a license

See below the description of each screen in the detailed view of a license, and what actions you can perform in each of them.

Overview

The details screen provides basic information of the currently opened license.

License Tracking – How license usage is calculated. The following options are available:

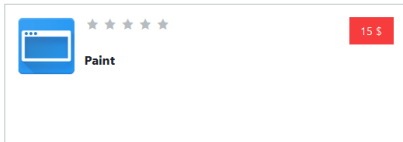
- *Unspecified* – License usage is not specified.
- *Concurrent Usage* – Is calculated based on the number of licenses in active use at a particular time.
- *User* – Calculation is based on the total number of users using it.
- *Device* – Calculation is based on the total number of devices using it.

License count – How many units you have.

License key – Here you can insert a dynamic variable defined for a package. See [dynamic variable](#) for more details about variables.

License cost – The cost for a license, which is displayed in the user's **Catalog** as a red label, for all applications assigned to this license.

Recast



Packages screen

View a list of all packages currently assigned, assign new or remove existing ones.

To view the details of a package or edit it, double click its entry.

To add a package, simply start typing in the lookup field for the desired package and select it from the results lists.

For more information see [Packages](#).

Auditing screen

View a comprehensive log of changes to this license, displaying the identity behind each modification.

This screen is available only if the auditing is enabled in the Database Event Collector. For more information, see [Auditing](#).

Further reading

[Create a license and assign packages to it](#)

[Use a license key as a dynamic variable](#)
