

## Exclude Dependencies

Last Modified on 11.21.25

By default, applications indicated as dependencies are automatically added to deployment processes. You also have the option to prevent dependencies from being added, which may be helpful if a specific dependency is known to cause issues when updating applications with RCT Patching. For example, see [Issues Updating Adobe Acrobat Products](#).

**NOTE:** Make sure you manage any excluded dependencies manually to ensure that applications continue to work correctly.

## Exclude Dependencies for an Application



Recast recommends configuring dependency exclusions using application settings rather than deployment process settings.

To exclude dependencies for a specific application:

1. On the **Applications** page, click the Settings cog to the right of an application.

### Applications

Recast Catalog My Catalog

chrome x

+ Add Custom Application

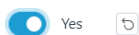
Application	Vendor	Date Added	Deployment processes	Version to be Deployed	Actions
Chrome for Education 64-bit	Google	3/10/2026	0	v146.0.7680.72	Deploy Settings
Chrome for Business 64-bit	Google	3/10/2026	1	v146.0.7680.72	Deploy Settings
Chrome for Education 32-bit	Google	3/10/2026	0	v146.0.7680.72	Deploy Settings

2. In the side panel, open the **Advanced** tab and scroll down to the **Dependencies** section.

3. Toggle **Exclude Dependencies** to 'Yes'.

#### Dependencies

Exclude Dependencies ⓘ ⚠



4. Click **Save & Close**.

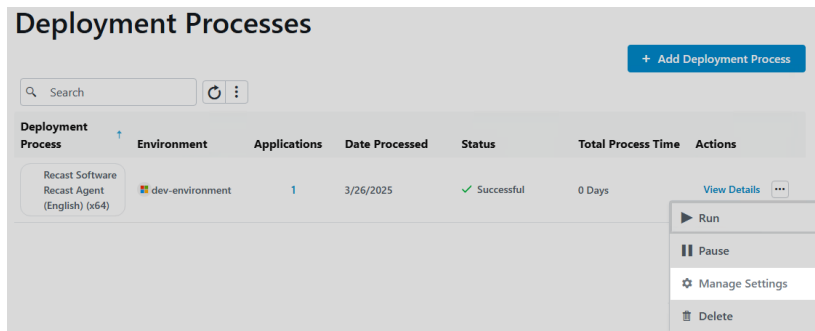
## Exclude Dependencies from a Deployment Process

To exclude dependencies from individual or all deployment processes:

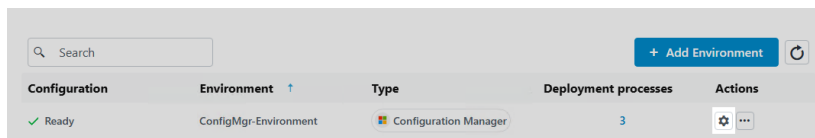
1. Navigate to the **Dependencies** section in your deployment process settings or global settings, depending on whether you are excluding dependencies from one deployment process or all deployment processes.

For an individual deployment process: From the **Deployment Processes** page, click the ellipsis (...) to the right of the deployment process and select **Manage Settings**. In the Deployment process settings side panel, open the **Advanced** tab.

# Recast



All deployment processes: From the **Settings** page, click the Settings cog to the right of the environment. On the **Environment Settings** page, click **Deployment Processes > Advanced**.



2. In the Dependencies section, toggle the **Exclude Dependencies** setting to 'Yes'.

3. Click **Save & Close**.

---