



RECAST SOFTWARE

Recast Software Version 5.11.2510.1301

Last Modified on 10.15.25

Release Date: October 15, 2025

Version 5.11.2510.1301 includes new features, plus a number of usability and accessibility enhancements. This version also adds bug fixes for Right Click Tools Insights, Privileged Access, and Patching.

Features

Right Click Tools Patching

Schedule Deployments to Follow Patch Tuesday

You can now schedule deployments to coordinate with Microsoft's [monthly security update release](#) (aka Patch Tuesday). Previously, all deployment processes automatically ran as soon as a new application version was detected. With scheduling enabled, you can choose to deploy all application updates on, or soon after, Patch Tuesday. Future releases will add more scheduling options. See [Deployment Scheduling](#).

Deploy Applications and Updates to Intune's Built-in Groups

You can deploy applications to the All Devices and All Users groups built into Intune. See [Add a Deployment Process](#).

Append or Replace Default Install/Uninstall Parameters

You now have the option to either append additional installation parameters onto the default install command or to entirely replace the default installation command. Previously, custom installation parameters were always added to the end of the default install command. If the parameter was already configured in the default command, the appended parameter was not applied. For ConfigMgr instructions, see [Additional Installation Parameters](#); for Intune instructions, see [Program Settings](#).

Updated Product Name in Software Updates for ConfigMgr

The Software Update for ConfigMgr feature now creates applications for WSUS using **Recast** as the publisher name and **RCT Patching** as the product name.

Required action: Customers who deployed the initial September 2025 version with **Application Manager** as the product name must update it to **RCT Patching** on the **Software Update Point Component Properties** page to ensure that new application updates appear automatically in the ConfigMgr Software Update service. For more information, see [Add a Software Update Process](#).

Right Click Tools

Deregister Devices from Windows Autopilot

Using our first Right Click Tool for [Windows Autopilot](#), you can [remove one or more devices from Autopilot](#). Future releases

will add more Autopilot actions.

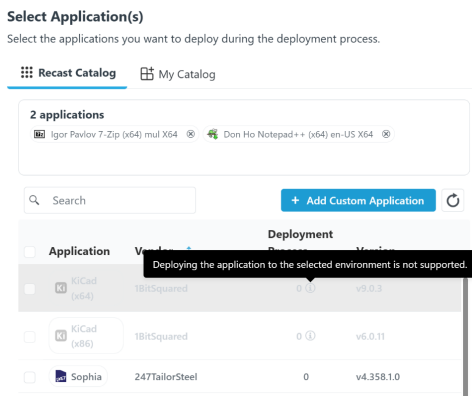
Usability & Accessibility Improvements

Right Click Tools Patching

We've added an array of small changes intended to prevent confusion, reduce friction, and make Patching easier:

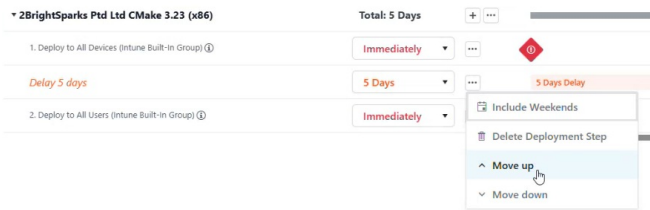
Visual clarity on applications that can't be deployed in an environment

When [selecting applications for a deployment process](#), you may see applications that are greyed out and disabled. This indicates that the application is not available for deployment to the selected environment. Hovering over the information icon displays the reason you cannot choose the application.



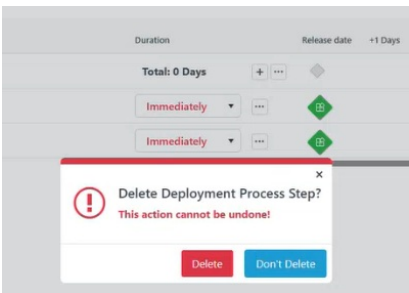
Easier deployment sequence adjustments

It's easy to reorder the deployment sequence by moving individual deployment steps and delays up or down on the Deployment Process Details page. See [View or Edit Deployment Process Settings](#).



A guard rail for deployment step deletion

Selecting **Delete Deployment Step** from the drop-down menu on the **Deployment Process Details** page now opens a confirmation dialog, offering the opportunity to reconsider an action that can't be undone.

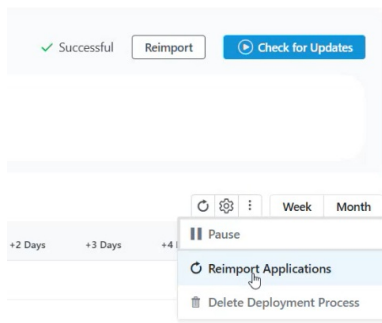


"Run" button now labeled "Check for Updates"

On the Deployment Process Details page, the **Run** button is now labeled **Check for Updates** to alleviate confusion about its function. Clicking **Check for Updates** still checks for new application versions and runs the deployment process when a new version is found in the Applications Catalog.

A more visible Reimport function

A new **Reimport** button sits next to **Check for Updates** on the Deployment Processes page, making it easier to find than the **Reimport Applications** option in the More Options drop-down menu.



Right Click Tools Insights

Device Warranty Information Dashboard

Fine tuning the design for better accessibility:

- Chart tooltips are now white text on a black background. The updated styling matches that of the Warranty Timeline tooltips and provides better contrast and readability. Previously, chart tooltips had a background color that matched the selected chart segment, meaning that the degree of contrast varied.
- The **Export to CSV** button now features white text on a blue background to make it easier to spot.

Bug Fixes

Right Click Tools Insights

Device Warranty Information Dashboard:

- The Manufacturer column sorts correctly
- Global search works for the Remaining Coverage and Warranty End Date columns
- For exports to CSV, Remaining Coverage displays correctly

Right Click Tools Privileged Access

Self-Service: The Recast Management Server no longer produces a 'Managed user not found' error when the device requesting self-service capabilities is a hybrid device managed from Intune. (Customer-Reported Bug 76626)

Right Click Tools Patching

Intune Integration: The same application and version are no longer added to Intune with every import. (Customer-Reported Bug 78773)

Custom Applications: It's once again possible to select custom applications for deployment processes when creating a new deployment process.

Deployment Processes: A single deployment process appears on the Applications page after adding additional applications to a previously saved deployment process. Previously, the Deployment Processes column displayed extra deployment processes.

Recast Agent

Event Viewer: The Event Viewer no longer crashes when the Recast Agent stops working. (Customer-Reported Bug 78050)