

Find the Tools

Last Modified on 09.11.25

Access Right Click Tools For Intune

With the browser extension for [Right Click Tools Enterprise](#) or [Right Click Tools Community](#) installed, you can access the Recast actions included in your edition within the Intune Admin Center.

NOTE: The browser extension launches the Right Click Tools Console Extension as the user running the browser process. In a tiered account system, you must open the web browser as the elevated account for Right Click Tools to run with the required permissions.

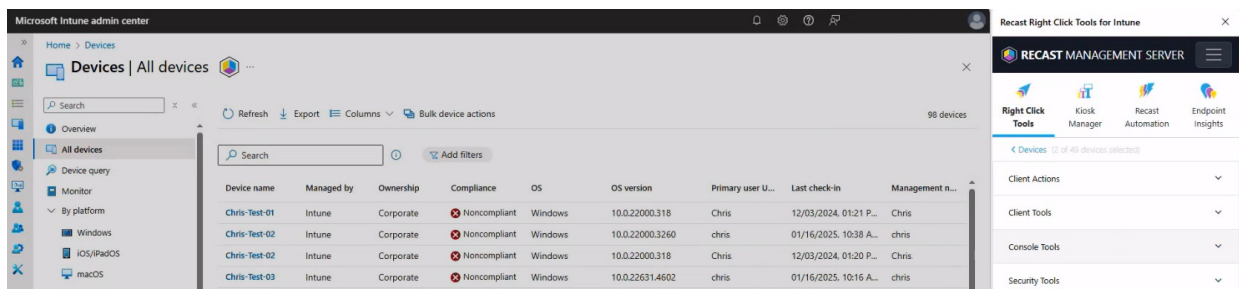
The browser extension feature currently supports a limited toolset for Microsoft Entra hybrid joined devices and Entra joined devices. Future releases will add to the number of actions that can be run on those devices. We invite your input on the [Recast Software Ideas Portal](#). To learn about Right Click Tools that currently work well for Entra joined devices, see Marty Miller's blog post, [Right Click Tools for Entra-Joined, Intune-Only Managed Devices](#).

To open Right Click Tools menus within Intune:

1. Log into intune.microsoft.com.
2. Navigate to a **Devices** page, such as **All devices**.
3. Click the Recast Software icon to the right of the page name.

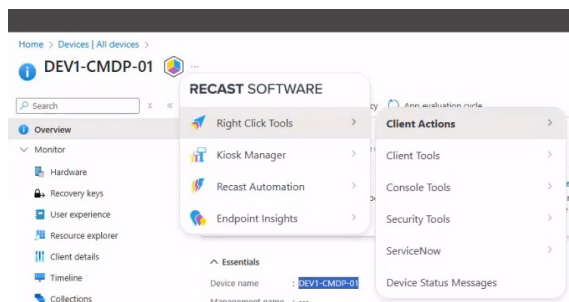
TIP: You can also open Right Click Tools by highlighting a full device name or IP address and right-clicking on it.

On the **All devices** page, clicking the Recast icon will open the Recast side panel, where you can then multi-select devices. For feature requirements and details, see [Run Multi-Device Actions in Intune](#).



Device name	Managed by	Ownership	Compliance	OS	OS version	Primary user U...	Last check-in	Management n...
Chris-Test-01	Intune	Corporate	Noncompliant	Windows	10.0.22000.318	Chris	12/03/2024, 01:21 P...	Chris
Chris-Test-02	Intune	Corporate	Noncompliant	Windows	10.0.22000.3260	chris	01/16/2025, 10:38 A...	chris
Chris-Test-03	Intune	Corporate	Noncompliant	Windows	10.0.22000.318	Chris	12/03/2024, 01:20 P...	Chris
Chris-Test-03	Intune	Corporate	Noncompliant	Windows	10.0.22631.4602	chris	01/16/2025, 10:16 A...	chris

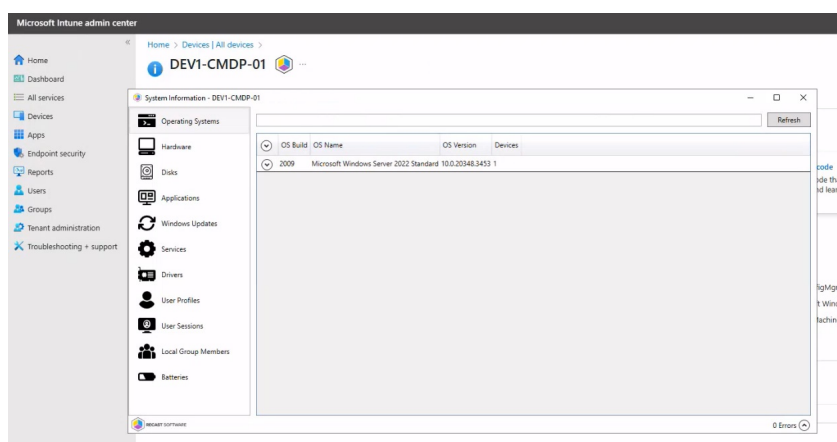
On an **individual device page**, or when Right Click Tools cannot connect to a Recast Management Server, clicking the Recast icon will open the Right Click Tools menus in the main window.



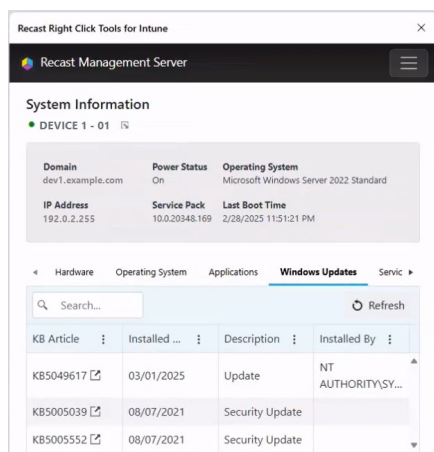
4. Navigate through Right Click Tools menus and select a tool.

The first time you run a Recast action, you'll need to confirm that you want Intune to open the Recast.ConsoleExtension by clicking **Open** or enabling the **Always allow** option.

For most tools, the results window will appear over the Intune page.



When running the **System Information** tool for a single device, results will appear in the Recast side panel.



TROUBLESHOOTING: If a Right Click Tools menu does not appear, right-click on the Recast or Extensions icon in the browser toolbar, choose **Manage extensions**, disable and re-enable the browser extension, and relaunch the browser.

Access Right Click Tools For Intune in Other Interfaces

While Recast's browser extension is titled Right Click Tools for Intune, it doesn't limit you to running Right Click Tools via the Intune interface. With Right Click Tools and the browser extension installed, you can run actions from many other web tools, such as SSRS and ServiceNow.

To run a Right Click Tools action from another interface:

1. Highlight a device name.
2. Right-click to open your familiar Right Click Tools menus.

To learn more, see John Yoakum's blog post, [Right Click Tools Browser Extension: Beyond Intune](#).