

Recast

Access Right Click Tools for Intune

Last Modified on 12.01.25

With the browser extension for [Right Click Tools Enterprise](#) or [Right Click Tools Community](#) installed, you can access the Recast actions included in your edition within the Intune Admin Center.

NOTE: The browser extension launches the Right Click Tools Console Extension as the user running the browser process. In a tiered account system, you must open the web browser as the elevated account for Right Click Tools to run with the required permissions.



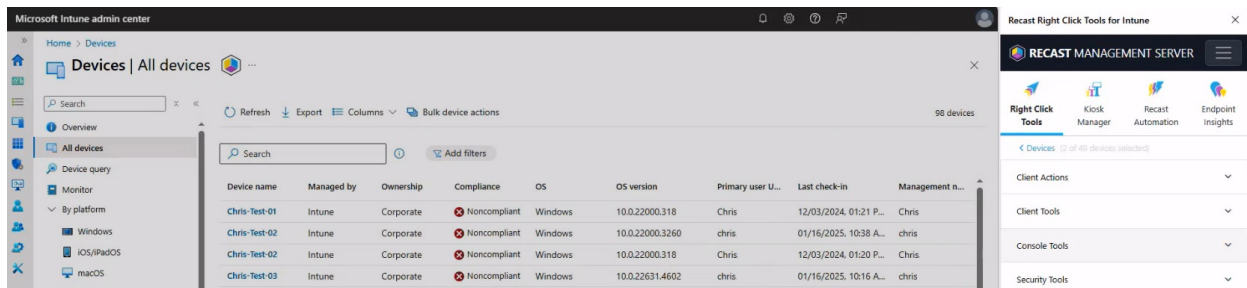
To learn about Recast's new Intune-focused Tools, as well as existing Tools that work well in an Entra ID-joined, Intune-only managed environment, see [Intune-/Entra-Focused Console Tools](#).

To open Right Click Tools menus within Intune:

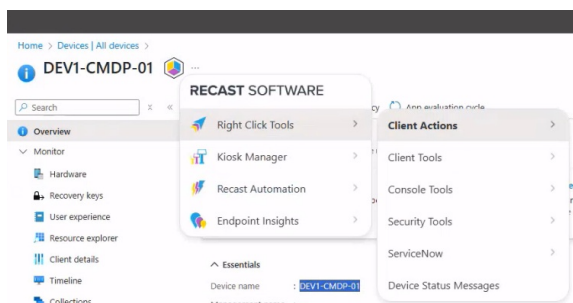
1. Log into intune.microsoft.com.
2. Navigate to a **Devices** page, such as **All devices**.
3. Click the Recast Software icon to the right of the page name.

TIP: You can also open Right Click Tools by highlighting a full device name or IP address and right-clicking on it.

On the **All devices** page, clicking the Recast icon will open the Recast side panel, where you can then multi-select devices. For feature requirements and details, see [Run Multi-Device Actions in Intune](#).



On an **individual device page**, or when Right Click Tools cannot connect to a Recast Management Server, clicking the Recast icon will open the Right Click Tools menus in the main window.

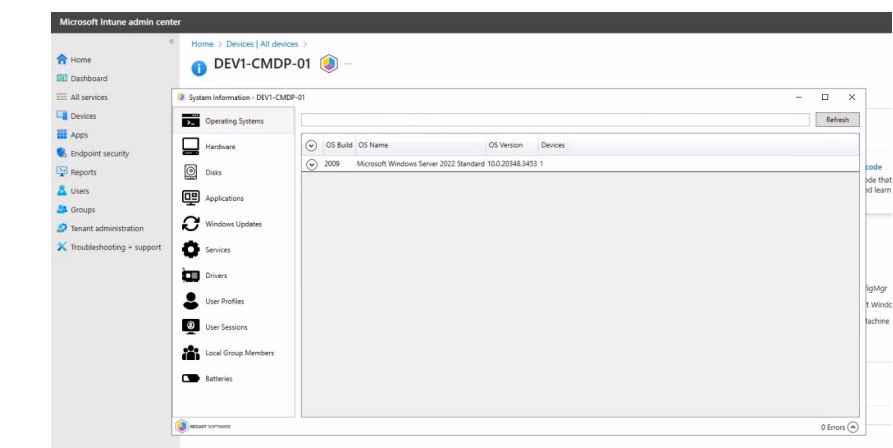


4. Navigate through Right Click Tools menus and select a tool.

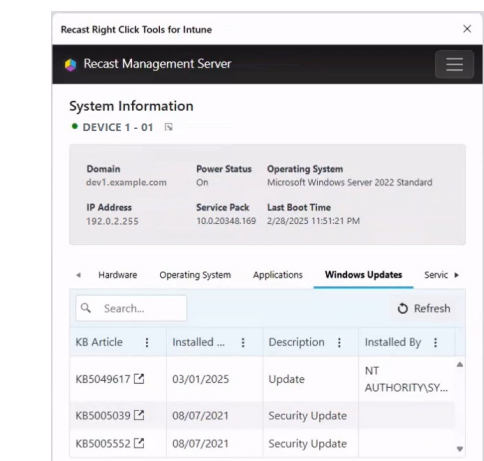
The first time you run a Recast action, you'll need to confirm that you want Intune to open the Recast.ConsoleExtension by clicking **Open** or enabling the **Always allow** option.

Recast

For most tools, the results window will appear over the Intune page.



When running the [System Information](#) tool for a single device, results will appear in the Recast side panel.



TROUBLESHOOTING: If a Right Click Tools menu does not appear, right-click on the Recast or Extensions icon in the browser toolbar, choose **Manage extensions**, disable and re-enable the browser extension, and relaunch the browser.