

Remove an Application from a Deployment Process on the Applications Page

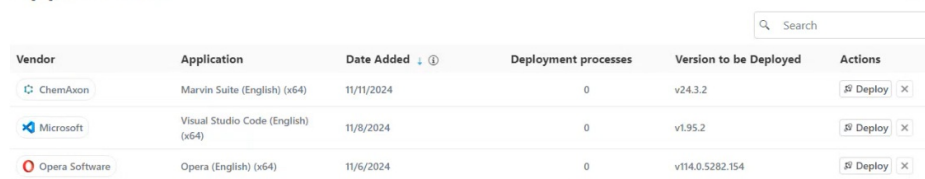
Last Modified on 11.13.24









You can remove an application from an existing deployment process on the Application Manager **Applications** page. When an application is removed, the deployment process will no longer install newer versions of the application. If you remove the only application included in the deployment process, the deployment process itself will be deleted. Old versions of the application will remain in Configuration Manager.

To remove an application from a deployment process:

1. Navigate to the **Applications** page in the Application Manager section of your Recast Management Server.
2. Click the **X** to the far right of the application that you want to remove and confirm the deletion.

Applications



Vendor	Application	Date Added <small>↓ ⓘ</small>	Deployment processes	Version to be Deployed	Actions
 ChemAxon	Marvin Suite (English) (x64)	11/11/2024	0	v24.3.2	 Deploy 
 Microsoft	Visual Studio Code (English) (x64)	11/8/2024	0	v1.95.2	 Deploy 
 Opera Software	Opera (English) (x64)	11/6/2024	0	v114.0.5282.154	 Deploy 