



# Manage Applications in a Deployment Process

Last Modified on 02.20.25









You can manage the applications included in a deployment process straight from the Application Manager **Deployment Processes** page.

Click on a number in the Applications column to view, add or remove applications. The list of applications is searchable and sortable.

## Deployment Processes

[+ Add Deployment Process](#)

Deployment Process	Environment	Applications	Date Processed	Status	Total Process Time	Actions
	 cmcbheks01.contoso.com	1	10/28/2024	 Successful	0 Days	<a href="#">View Details</a> 
	 QA1 Entra RMS App Registration	1	Never	 Paused	0 Days	<a href="#">View Details</a> 

## Sort the Application List

By default, the application list is sorted in ascending order, first by vendor and secondly by application name. Where sorting is applied, the selected options appear next to the column header label.

To sort the application list differently:

1. Click on a column header one or more times to cycle through and select sorting options.
2. Click **Save & Close**.

Select Application(s)

Select the applications you want to deploy during the deployment process.

3 applications

Adobe Adobe Digital Editions en-US X86

Adobe Adobe Connect application en-US X86

Adobe Acrobat Reader DC (MUI) (x64) mul X64

Search

<input type="checkbox"/>	Vendor <sup>↑1</sup>	Application <sup>↓2</sup>	Deployment Processes	Version <sup>↑3</sup>
<input type="checkbox"/>	1BitSquared	KiCad (x86)	0	6.0.11
<input type="checkbox"/>	1BitSquared	KiCad (x64)	0	7.0.10
<input type="checkbox"/>	247TailorSteel	Sophia	0	4.304.1.0
<input type="checkbox"/>	2BrightSparks Ptd Ltd	SyncBackFree	0	11.2.33.0
<input type="checkbox"/>	2BrightSparks Ptd Ltd	CMake 3.28 (x86)	0	3.28.2
<input type="checkbox"/>	2BrightSparks Ptd Ltd	CMake 3.28 (x64)	0	3.28.2
<input type="checkbox"/>	2BrightSparks Ptd Ltd	CMake 3.28 (ARM64)	0	3.28.2

10

items per page

1-10 of 2949

Previous

Next

Cancel

Save & Close

## Add an Application to a Deployment Process

To add an application:

1. In the **Select Application(s)** side panel, click the checkbox to the left of the application to add.
2. Click **Save & Close**.

## Remove an Application from a Deployment Process

To remove an application:

1. In the **Select Application(s)** side panel, click the **X** to the right of the application to remove it.
2. Click **Save & Close**.