

View the Application Catalog in RMS

Last Modified on 2026-06-08

The Recast Management Server **Applications** page displays the entire Right Click Tools Patching catalog, as well as any custom applications you add. While all Recast customers with access to RMS can view the full catalog, the number of software applications available for deployment depends on your Recast licensing.




The **Recast Catalog** tab displays RCT Patching-supported applications. The **My Catalog** tab lists your custom applications.

Applications

Recast Catalog My Catalog

chrome x

+ Add Custom Application

Application	Vendor	Date Added ^① ↓	Deployment processes	Version to be Deployed	Actions
 Chrome for Education 64-bit	Google	3/10/2026	0	v146.0.7680.72	Deploy Settings ...
 Chrome for Business 64-bit	Google	3/10/2026	1	v146.0.7680.72	Deploy Settings ...
 Chrome for Education 32-bit	Google	3/10/2026	0	v146.0.7680.72	Deploy Settings ...

Application information:

- **Application name**
- **Vendor**
- **Date Added:** Sorted by most recent release date by default
- **Deployment Processes:** Click the number link to view deployment processes that include the application
- **Version to be Deployed**
- **Actions**
 - [Deploy an application immediately](#)
 - View deployment process settings – a blue badge on the Settings cog indicates that one or more deployment process settings has been changed for this application. See [Configure Deployment Process Settings for an Individual Application](#).
 - Remove an application from a deployment process
 - Delete an application