



View Recast Agents

Last Modified on 01.05.23

The Recast Management Server **Agents** page lists all agents installed in your environment.





For each agent, the following details and actions are available:

- **Connected** - Checked if the agent is connected to an Agent Gateway
- **Gateway** - Displays the Agent Gateway to which the agent is connected
- **Version** - Displays the Recast Software version that the agent is running
- **Authorized** - Checked if the Agent is available to run actions. You can manually [authorize or unauthorize an Agent](#), if needed.

NOTE: If an authorized agent doesn't appear to be **Connected**, your Recast Management Server may not currently be able to connect to it, or a certificate on the client may not be functioning properly.

- **Actions**
 - **Edit** an agent - Change agent details, such as the computer name or whether the agent is authorized.
 - **Delete** an agent - Remove the agent from the database and revoke the client certificate. Agent uninstallation must be done manually.

Recast Agents

Computer Name	Connected	Gateway	Version	Authorized	Actions
QA-RMS	✓	QA-RMS	5.8.2412.0	✓	 
QA-PC-06	✓	QA-AGENTGW	5.8.2412.0	✓	 

Results Per Page: 10 20 50 100