

Web Dashboards

Last Modified on 12.16.25

Right Click Tools Dashboards

Within your Recast Management Server's **Dashboards** section, you can open the web versions of Right Click Tools dashboards:

- [AD Cleanup](#)
- [BitLocker](#)
- [LAPS](#)
- [Software Updates](#)
- [Agent Management](#)

For details on each dashboard, see [Web Dashboards](#) docs in our Right Click Tools docs.



Web dashboards in RMS allow administrators to give users access to dashboards without granting them access to the Configuration Manager console.

Snapshots

The Recast Management Server **Snapshots** page lists snapshots taken from Right Click Tools [web dashboards](#) or [dashboard trends](#).

Users can view and delete snapshots if they are assigned [GetExecutionHistoryForJobID](#) and [GetActionExecutionGroup](#) permissions in your [Recast Management Server settings](#).

Insights Warranty Information Dashboard

The Insights **Warranty Information** page in your Recast Management Server offers visibility into current warranties for devices managed in Microsoft Intune.

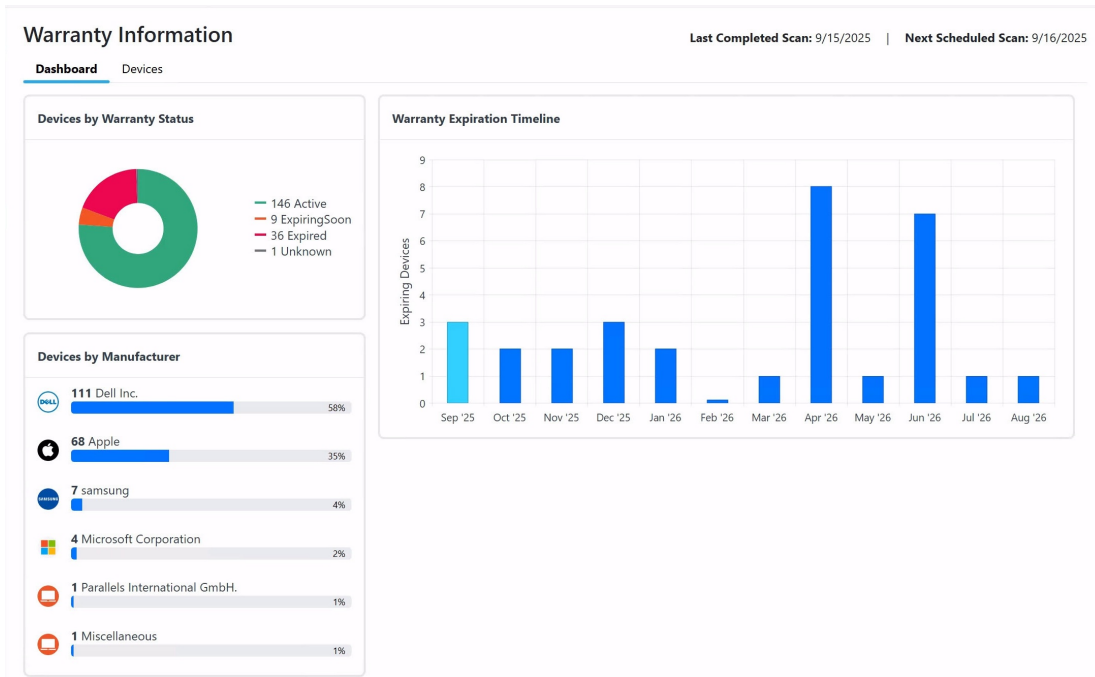
Prerequisites

- Right Click Tools Insights license
- [Insights installed with Recast Management Server and Recast Proxy](#)
- [Recast Proxy configured for warranty information collection](#)
- [Service connection from your Recast Management Server to Entra ID \(Azure Active Directory\)](#)
- The following Application permission added in the Microsoft Graph API for the application:
 - DeviceManagementManagedDevices.Read.All

To view the Warranty Information dashboard in your Recast Management Server, navigate to **Dashboards > Warranty Information**. The page displays data in both a dashboard view and a devices view.

Dashboard View

The dashboard view displays three charts:



- **Devices by Warranty Status:** Displays the number of devices according to warranty status (Active, Expiring Soon, Expired, Unknown).
Expiring soon means that the warranty will expire within 120 days. The warranty status may be unknown if the warranty collection process has not yet completed.
- **Devices by Manufacturer:** Shows device information for the top five most frequent vendors in your environment. Click on a vendor for a filtered view of devices from that manufacturer.
- **Warranty Expiration Timeline:** Shows warranty expiration by month over the year to come.

TIP: You can resize the cards or drag-and-drop them into a different layout. Refreshing the page returns the cards to their default positions.

Devices View

The **Warranty Information** page's Devices tab shows additional device warranty details. You can sort or filter each column and search all device warranty information. There is also an option to **Export to CSV** which can export unfiltered and filtered data.

Warranty Information

Last Completed Scan: 9/15/2025















Next Scheduled Scan: 9/16/2025

Dashboard

Devices

Search...

Export to CSV

Device Name	Manufacturer	Model	Serial Number	Remaining Coverage	Warranty End Date
DESKTOP-0J7F70J	<div> Dell Inc.</div>	Precision 3490	H0VFP74	<div> Data coming soon</div>	03/26/2028
CO-MBP-DKLQ0YK42T	<div> Apple</div>	MacBook Pro (14-inch, Nov 2023)	DKLQ0YK42T	<div> 604 days</div>	05/13/2027
MB-MPQ771R0QK	<div> Apple</div>	MacBook Pro (14-inch, 2024)	MPQ771R0QK	<div> 820 days</div>	12/15/2027
NL-2FC9JX3	<div> Dell Inc.</div>	Precision 3581	2FC9JX3	<div> Data coming soon</div>	01/06/2027
DESKTOP-Q3AGASO	<div> Dell Inc.</div>	Precision 5490	1CSDC54	<div> Data coming soon</div>	10/24/2027
iPhone-FI-K0DV2JX7QD	<div> Apple</div>	iPhone 14 Pro	K0DV2JX7QD	<div> Expired</div>	01/01/2023
UK-2DGXH84	<div> Dell Inc.</div>	Precision 3591	2DGXH84	<div> Data coming soon</div>	04/02/2028

The Devices tab displays the following warranty information:

- Device Name
- Manufacturer

Recast

- Model
 - Serial Number
 - Remaining Coverage (in days)
 - Warranty End Date
-