

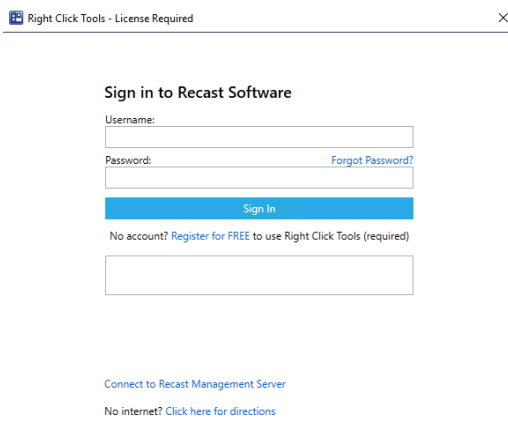
License Right Click Tools Community Edition

Last Modified on 11.28.22

If you are a new user of Right Click Tools Community Edition, you can license the software by creating a free Recast account and downloading your license from the Recast Portal.

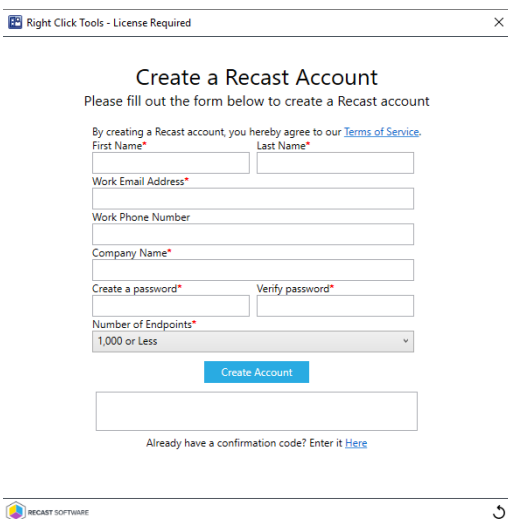
To create an account:

1. On the sign-in page, click **Register for FREE**.



The screenshot shows a browser window titled "Right Click Tools - License Required". The main heading is "Sign in to Recast Software". Below the heading are two input fields: "Username:" and "Password:". To the right of the password field is a link "Forgot Password?". Below these fields is a blue "Sign In" button. Underneath the button, there is a link "No account? Register for FREE to use Right Click Tools (required)". At the bottom of the form area, there is a "Connect to Recast Management Server" link and a "No internet? Click here for directions" link.

2. Enter the required user information and click **Create Account**.



The screenshot shows a browser window titled "Right Click Tools - License Required". The main heading is "Create a Recast Account". Below the heading is the instruction "Please fill out the form below to create a Recast account". A note states "By creating a Recast account, you hereby agree to our [Terms of Service](#)." The form contains several fields: "First Name*" and "Last Name*" (two separate input boxes), "Work Email Address*", "Work Phone Number", "Company Name*", "Create a password*" and "Verify password*" (two separate input boxes), and "Number of Endpoints*" with a dropdown menu currently showing "1,000 or Less". A blue "Create Account" button is positioned below the password fields. At the bottom of the form area, there is a link "Already have a confirmation code? Enter it [Here](#)".

3. When you receive a confirmation code by email, enter it and your email address in the **Right Click Tools - License Required** window.

4. Click **Confirm** to complete your registration.

Right Click Tools - License Required

Confirm Registration

Enter email address and confirmation code from your email to finish licensing process

Congratulations! Newly registered Community users will receive a free 14 day trial of Right Click Tools Enterprise!

Code *Email confirmation code expires after 24 hours


















Email Address

Confirm

Did not receive account email from registration@recastsoftware.com? Please check your junk/spam folder or [resend the confirmation email](#)

Download Your Community Edition License

You can download or copy your software license in the [Recast Portal](#) by clicking on the cloud icon under Actions.

Name	Subscription Type	Version	Description	Upload Date	LicenseTimeframe	Subscription Limits	Actions
Right Click Tools	Right Click Tools	4.8.2207.1001	Client install of Enterprise Right Click Tools (stand alone or w/ Recast Management Server).	Jul 14 2022	Jul 18 2022 to 2023-08-18	2000 devices	  
Recast Management Server	Right Click Tools	4.8.2207.1001	Required for organizations in need of permissions, auditing, or service account support.	Jul 14 2022	Jul 18 2022 to 2023-08-18	2000 devices	  
Recast Agent	Right Click Tools	4.8.2207.1001	Add workgroup and ConfigMgr Fast Channel support by installing Recast Agent. Requires Recast Management Server.	Jul 14 2022	Jul 18 2022 to 2023-08-18	2000 devices	  
Recast Proxy	Right Click Tools	4.8.2207.1001	Add multi domain support by installing Recast Proxy. Requires Recast Management Server.	Jul 14 2022	Jul 18 2022 to 2023-08-18	2000 devices	  
Endpoint Insights	Endpoint Insights	4.8.2206.701	Installs on the site server, creates the reports and Recast Agent application needed for Endpoint Insights.	Jun 9 2022	Jul 7 2021 to 2023-08-07	1500 devices	  
Shift Left ServiceNow OnNow App Activation	Shift Left		Shift Left enables you to run actions in ServiceNow against Active Directory Users and Windows devices.		Jul 7 2021 to 2023-08-07	0 users	 
Shift Left Mid Server Component	Shift Left	4.8.2110.10801	Runs Shift Left actions from your Mid Server against Active Directory Users and Windows devices.	Jan 31 2022	Jul 7 2021 to 2023-08-07	0 users	