

Recast Proxy Fails to Populate in Recast Management Server

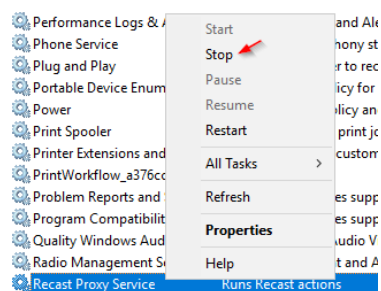
Last Modified on 06.16.23

If the Recast Proxy fails to populate in Recast Management Server, the agent.sqlite file has most likely been corrupted.

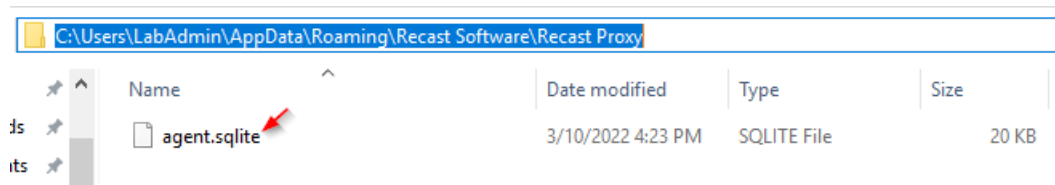
Resolution

To recreate the agent.sqlite file:

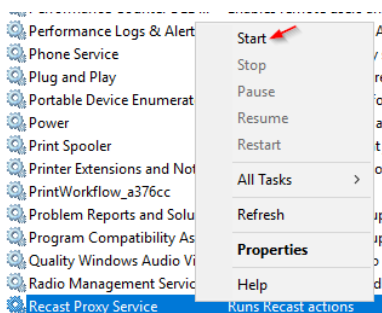
1. Open **Services**.
2. Stop the **Recast Proxy Service**.



3. Delete the **agent.sqlite** or **RecastProxy.sqlite** (version 5.x) file from **C:\Users\<Proxy Username>\AppData\Roaming\Recast Software\Recast Proxy**.



4. **Start** the **Recast Proxy Service** (This will recreate the **agent.sqlite** or **RecastProxy.sqlite** file).



5. Confirm the proxy populates and shows as **Connected** and **Authorized** on the [Recast Proxies](#) page in Recast Management Server.