

Remote Software Center

Last Modified on 04.23.24

The **Remote Software Center** has similar functionality as the local Software Center application but can be run remotely and at scale on devices or device collections. You can view and install deployed applications and programs, available software updates, and view and run deployed task sequences. It has similar functionality to the local Configuration Manager control panel for checking the target machine against deployed compliance policies.

To locate the Remote Software Center:

1. In your Configuration Manager console, right-click on a device or device collection.
2. Click **Right Click Tools > Client Tools > Remote Software Center**.





To learn more, see [Remote Application Install](#) on the Recast Software YouTube channel.

Want to learn all about Remote Software Center?
Enroll in our [Recast Academy course!](#)

Applications

The **Remote Software Center - Applications** tab displays applications deployed to devices selected in the Configuration Manager console. The table includes details about the **Publisher**, **Version**, **Install State**, and the number of **Devices** on which the application is installed.

You can filter the applications by devices or users, and sort information by clicking any column header. Expand a table row to display details about the devices on which the application is deployed. For each device, the table shows the install **Status** of the application, when it was **Last Evaluated** and **Last Run**, and any **Error Code**.

 Applications	<input type="text"/>	Device	Refresh	Install	Uninstall
 Software Updates	<input type="checkbox"/>	<div>Device martym-adm michaelb-adm</div>	Install State	Devices	
 Task Sequences	<input checked="" type="checkbox"/>	MBAM Client September 2017 Update	Microsoft	2.5.113	1 / 1 installed 1
 Compliance	<input type="checkbox"/>	Explorer++		1.3.5	1 / 1 installed 1
	<input type="checkbox"/>	CMTrace			1 / 1 installed 1
	<input type="checkbox"/>	Local Administrator Password Solution	Microsoft		1 / 1 installed 1
	<input type="checkbox"/>	Configuration Manager Client Upgrade Package	Microsoft Corporation		1

Software Updates

The **Remote Software Center - Software Updates** tab shows software updates available for your devices. You can select individual updates to install or choose to install all missing updates. If multiple devices are selected when opening the Remote Software Center, the updates will start on all selected devices.

Expand a table row to display details about each software update. The table displays the **Compliance State** and **Evaluation State**, as well as the **Percent Complete** and the **Error Code** of any attempted update that has failed.

Applications

Software Updates

Task Sequences

Compliance

Refresh

Install

<input checked="" type="checkbox"/>	<input type="checkbox"/>	Name	KB Article	Publisher	Devices
<input checked="" type="checkbox"/>	<input type="checkbox"/>	Definition Update for Windows Defender Antivirus - KB2267602 (Definition 1.267.1675.0)	2267602	Microsoft	1
<input checked="" type="checkbox"/>	<input type="checkbox"/>	Definition Update for Windows Defender Antivirus - KB2267602 (Definition 1.273.848.0)	2267602	Microsoft	1
<input checked="" type="checkbox"/>	<input type="checkbox"/>	2020-02 Cumulative Update for .NET Framework 4.8 for Windows 10 Version 1803 for x64 (KB4537479)	4537479	Microsoft	1
<input checked="" type="checkbox"/>	<input type="checkbox"/>	2020-01 Update for Windows 10 Version 1803 for x64-based Systems (KB4494451)	4494451	Microsoft	1

RECAST SOFTWARE

0 Errors

Task Sequences

On the **Remote Software Center - Task Sequences** tab, you can view and start task sequences available for your devices.

Click on a task sequence to start it. If multiple devices are selected when opening the Remote Software Center, the task sequences will start on all selected devices.

Applications

Software Updates

Task Sequences

Compliance

Refresh

Install

<input checked="" type="checkbox"/>	<input type="checkbox"/>	Name	Devices
<input checked="" type="checkbox"/>	<input type="checkbox"/>	Upgrade Windows to 20H2 (Do Not Run)	1

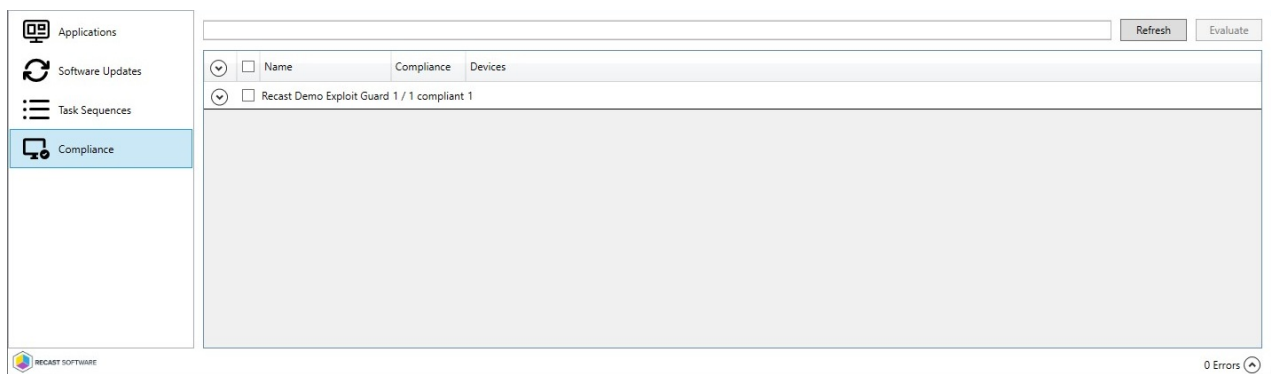
RECAST SOFTWARE

0 Errors

Compliance

On the **Remote Software Center - Compliance** tab, you can view and evaluate compliance policies available for your devices.

Select a compliance policy and click **Evaluate** to start it. If multiple devices are selected when opening the Remote Software Center, the policy will start on all selected devices.



Required Permissions

Recast Permissions

Administration	Get All Settings
ConfigMgr Client	Deployed Applications
	Get Configuration Baselines
	Get Deployed Programs
	Get Deployed Task Sequences
	Install Application
	Install Application or Program
	Install Program
	Install Software Updates
	Install Software Updates By ID
	Install User Application
	Missing Software Updates
	Package Information
	Task Sequence Information
	Uninstall Application
Installed Software	List Software
	Uninstall Software
Network	Ping Computer
WMI	Invoke Method
	Read Only

NOTE: To make changes on the populated tabs (for example, to install applications), you may require additional permissions.

Microsoft Permissions

- Requires that the user be a local administrator on the remote device(s). This can be done using a [Recast Proxy](#), a [Recast Agent](#) or by granting the required [user permissions](#).
- Requires a [Recast Agent](#) for workgroup computers, or to run actions over the Cloud Management Gateway.
- Requires [remote WMI](#) to populate its contents and run actions.